Emergenza COVID - Situazione Regioni[†]

Aggiornato al 08 Maggio 2020

Francesco Furno[†]

Contents

1 Regioni

1.1 Lombardia . . . . . .
1.2 Emilia-Romagna . . . . . .
1.3 Piemonte . . . . . .
1.4 Marche . . . . . .
1.5 Veneto . . . . . .
1.6 Liguria . . . . . .
1.7 Toscana . . . . . .
1.8 Lazio . . . . . .
1.9 Campania . . . . . .
1.10 Friuli Venezia Giulia . . . . . .
1.11 Puglia . . . . . .
1.12 Abruzzo . . . . . .
1.13 Sicilia . . . . . .
1.14 Valle d'Aosta . . . . . .
1.15 Umbria . . . . . .
1.16 Sardegna . . . . . .
1.17 Calabria . . . . . .
1.18 Molise . . . . . .
1.19 Basilicata . . . . . .

[†]Lo scopo della presente analisi è di fornire una fotografia dello stato *attuale* dell'epidemia COVID nelle varie regioni italiane. Non è basata su modelli epidemiologici matematici, ma sull'analisi statistica (per lo piu' descrittiva) dei dati regionali resi disponibili dal Ministero.

[†]Dipartimento di Economia, New York University. I dati verranno aggiornati giorno per giorno. Vi prego di scusare eventuali errori e di segnarli a francesco.furno@nyu.edu. Fonte dati Protezione Civile: https://github.com/pcm-dpc/COVID-19/blob/master/dati-regioni/dpc-covid19-ita-regioni.csv

1 Regioni

1.1 Lombardia

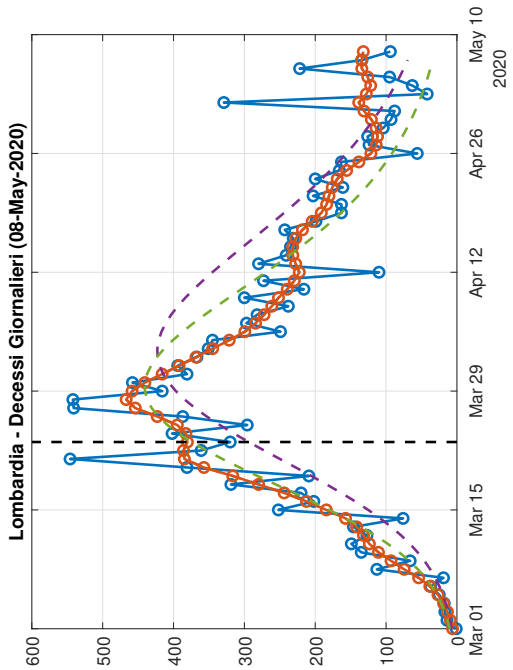

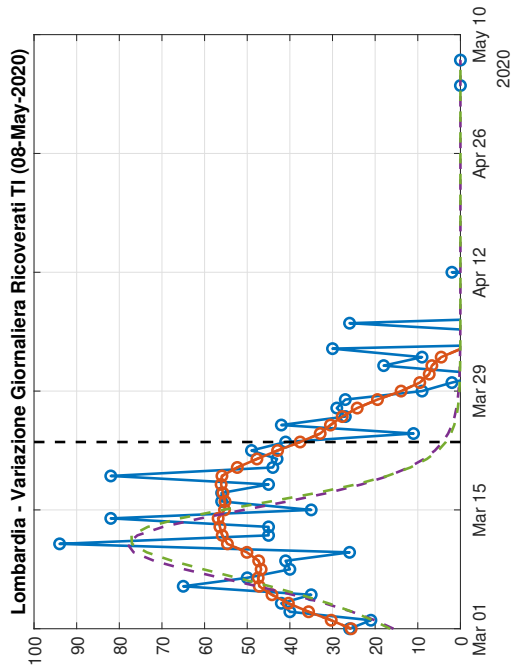

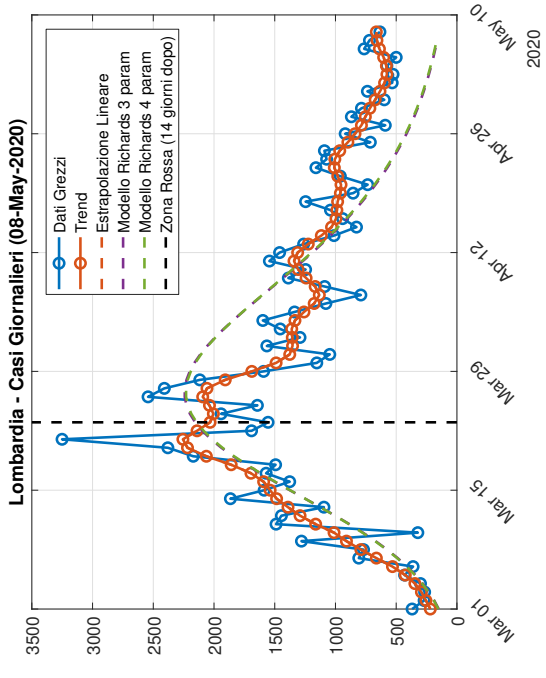

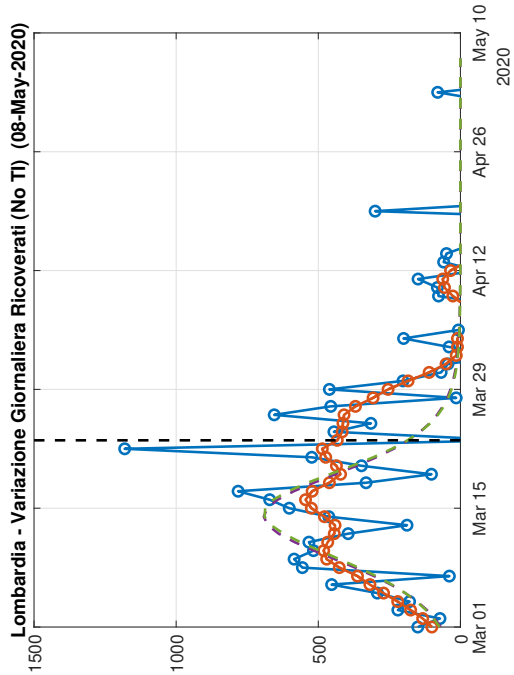

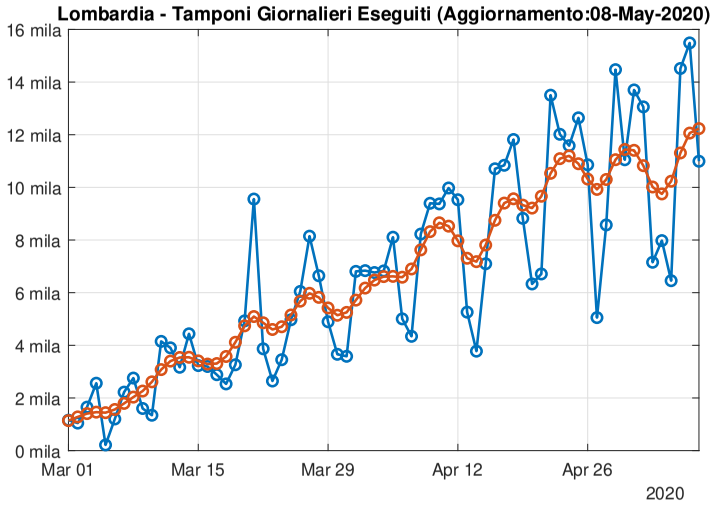
Lombardia - Tamponi Giornalieri Eseguiti (Aggiornamento:08-May-2020)
16 mila
14 mila
12 mila
10 mila
8 mila
6 mila
4 mila
2 mila
0 mila
Mar 01
Mar 15
Mar 29
Apr 12
Apr 26
2020

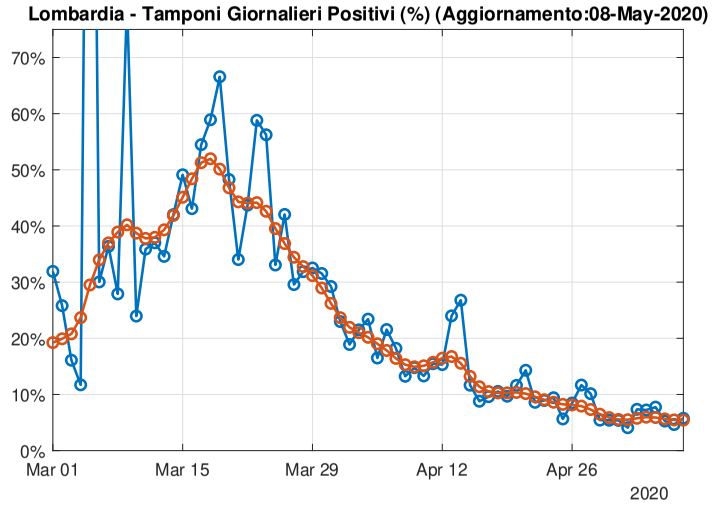
Lombardia - Tamponi Giornalieri Positivi (%) (Aggiornamento:08-May-2020)
70%
60%
50%
40%
30%
20%
10%
0%
Mar 01
Mar 15
Mar 29
Apr 12
Apr 26
2020

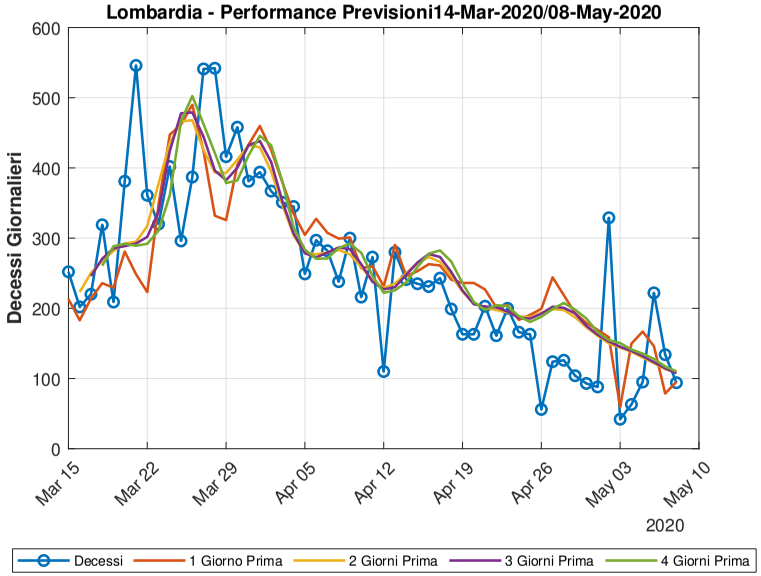
Lombardia - Performance Previsioni14-Mar-2020/08-May-2020
Decessi Giornalieri
600
500
400
300
200
100
0
Mar 15
Mar 22
Mar 29
Apr 05
Apr 12
Apr 19
Apr 26
May 03
May 10
2020
Decessi
1 Giorno Prima
2 Giorni Prima
3 Giorni Prima
4 Giorni Prima

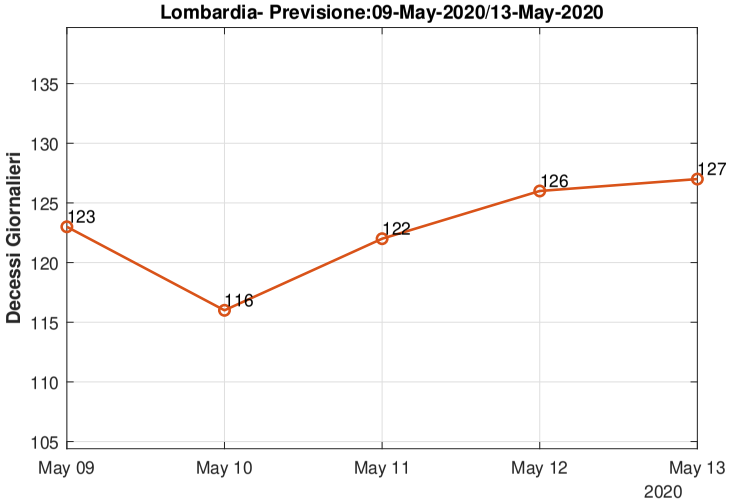
Lombardia- Previsione:09-May-2020/13-May-2020
Decessi Giornalieri
135
130
125
120
115
110
105
123
116
122
126
127
May 09
May 10
May 11
May 12
May 13
2020

1.2 Emilia-Romagna

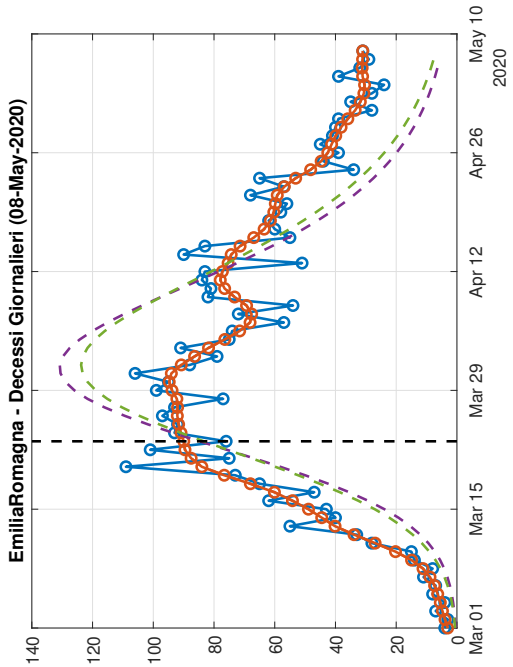

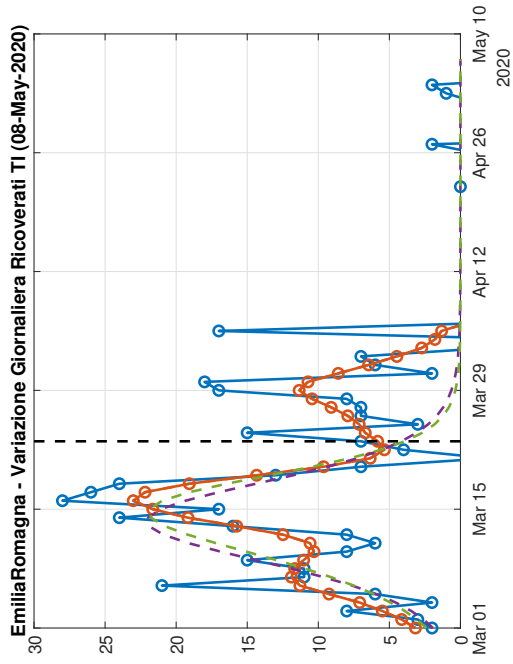

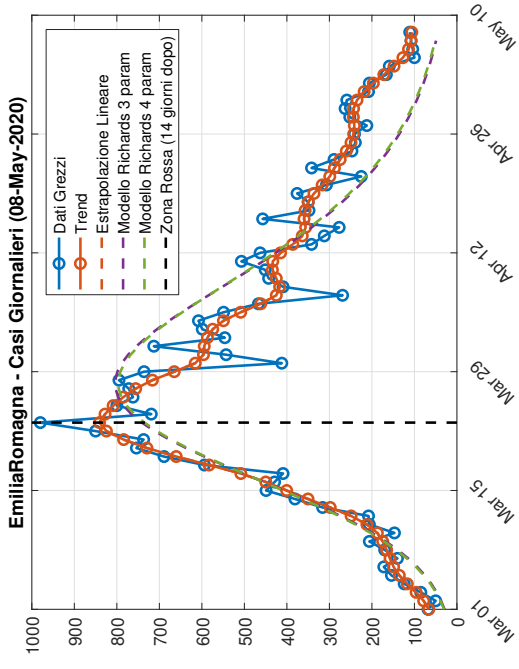

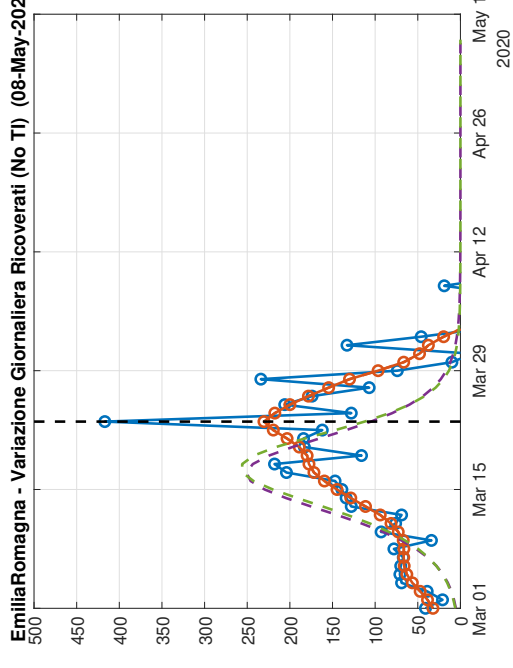

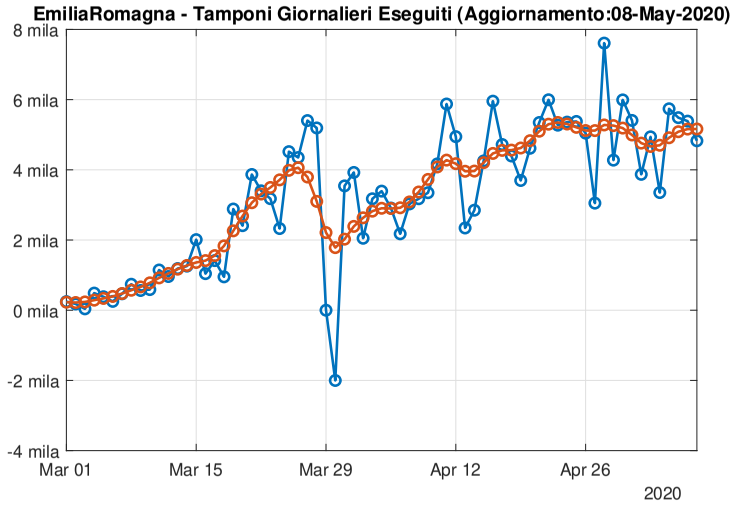
EmiliaRomagna - Tamponi Giornalieri Eseguiti (Aggiornamento:08-May-2020)
8 mila
6 mila
4 mila
2 mila
0 mila
-2 mila
-4 mila
Mar 01
Mar 15
Mar 29
Apr 12
Apr 26
2020

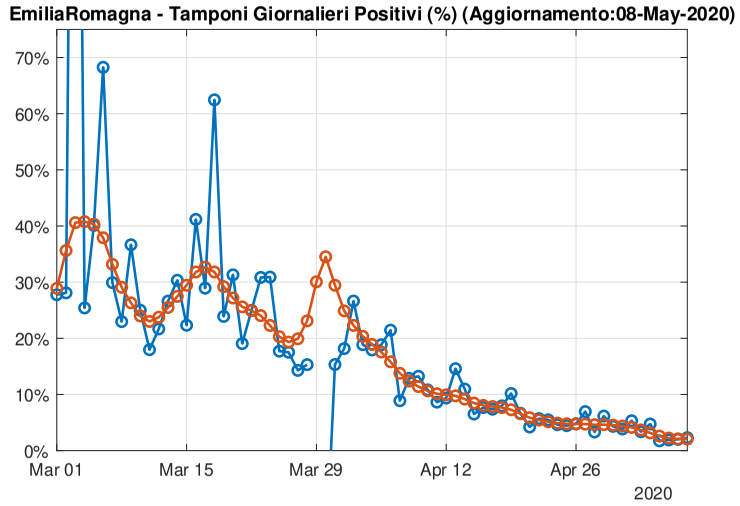
EmiliaRomagna - Tamponi Giornalieri Positivi (%) (Aggiornamento:08-May-2020)
70%
60%
50%
40%
30%
20%
10%
0%
Mar 01
Mar 15
Mar 29
Apr 12
Apr 26
2020

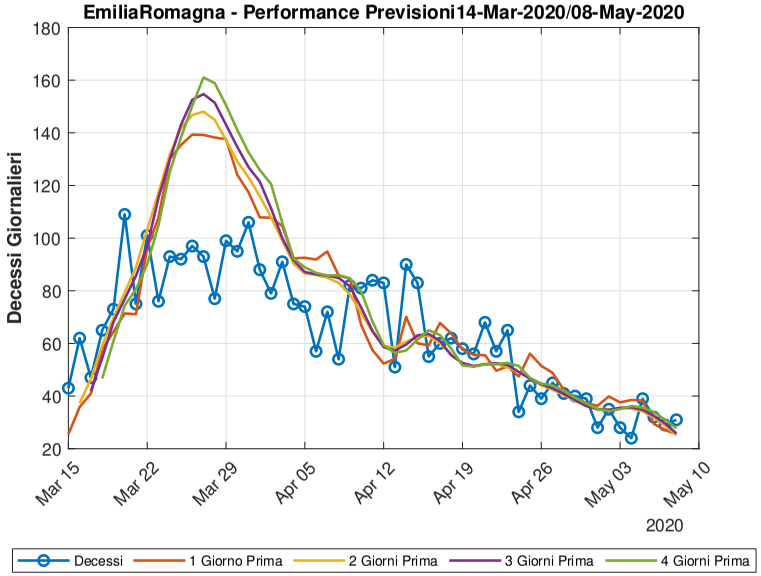
EmiliaRomagna - Performance Previsioni14-Mar-2020/08-May-2020
Decessi Giornalieri
180
160
140
120
100
80
60
40
20
Mar 15
Mar 22
Mar 29
Apr 05
Apr 12
Apr 19
Apr 26
May 03
May 10
2020
Decessi
1 Giorno Prima
2 Giorni Prima
3 Giorni Prima
4 Giorni Prima

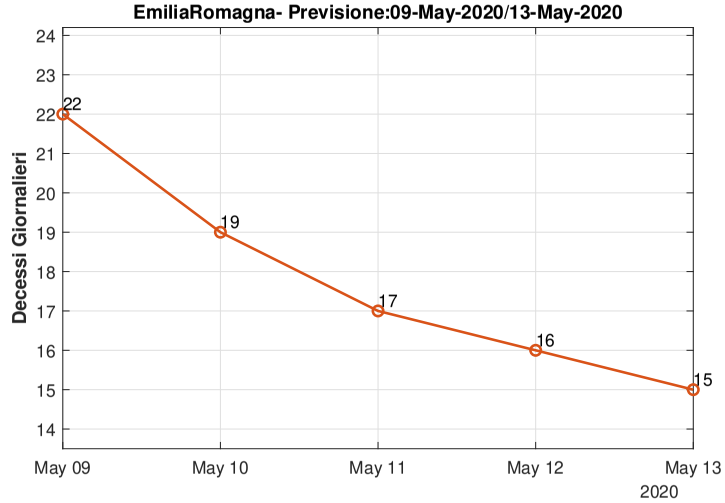
EmiliaRomagna- Previsione:09-May-2020/13-May-2020
Decessi Giornalieri
24
23
22
21
20
19
18
17
16
15
14
22
19
17
16
15
May 09
May 10
May 11
May 12
May 13
2020

1.3 Piemonte

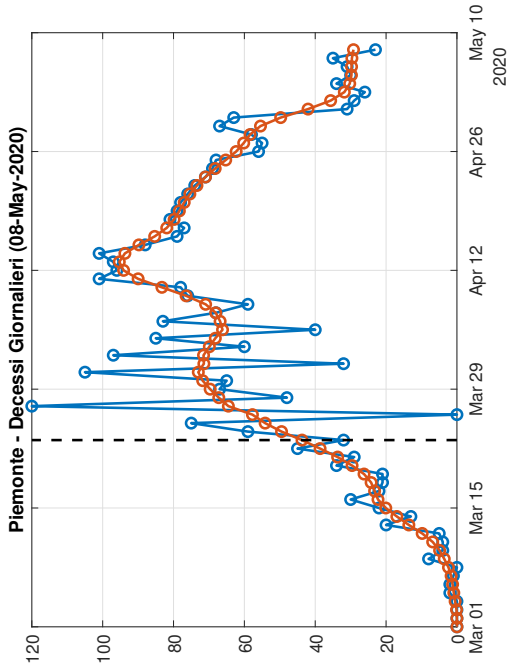
Piemonte - Decessi Giornalieri (08-May-2020)
120
100
80
60
40
20
0
Mar 01
Mar 15
Mar 29
Apr 12
Apr 26
May 10
2020

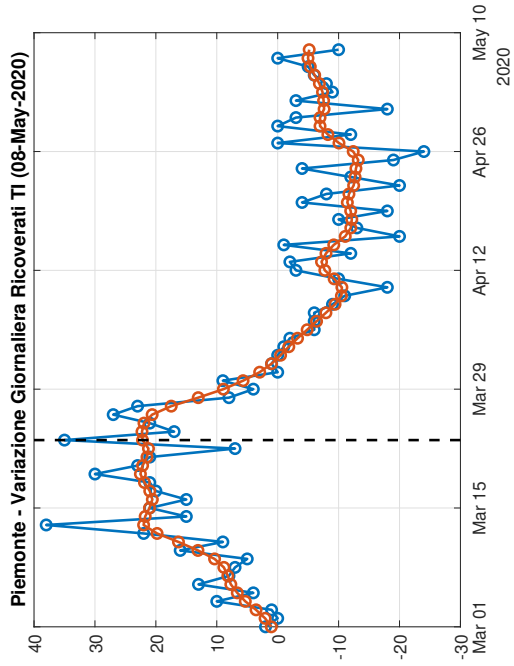
Piemonte - Variazione Giornaliera Ricoverati TI (08-May-2020)
40
30
20
10
0
-10
-20
-30
Mar 01
Mar 15
Mar 29
Apr 12
Apr 26
May 10
2020

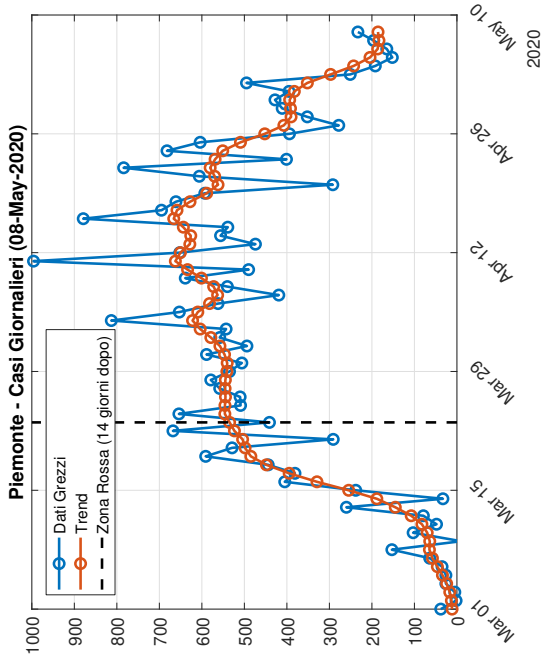
Piemonte - Casi Giornalieri (08-May-2020)
Dati Grezzi
Trend
Zona Rossa (14 giorni dopo)
1000
900
800
700
600
500
400
300
200
100
0
Mar 01
Mar 15
Mar 29
Apr 12
Apr 26
May 10
2020

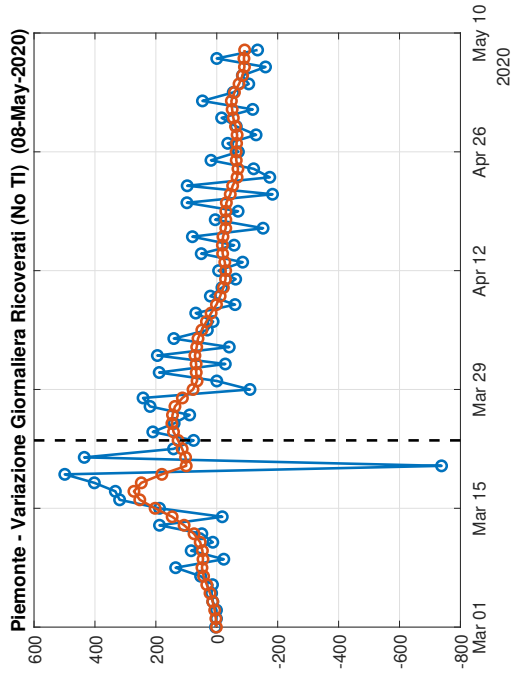
Piemonte - Variazione Giornaliera Ricoverati (No TI) (08-May-2020)
600
400
200
0
-200
-400
-600
-800
Mar 01
Mar 15
Mar 29
Apr 12
Apr 26
May 10
2020

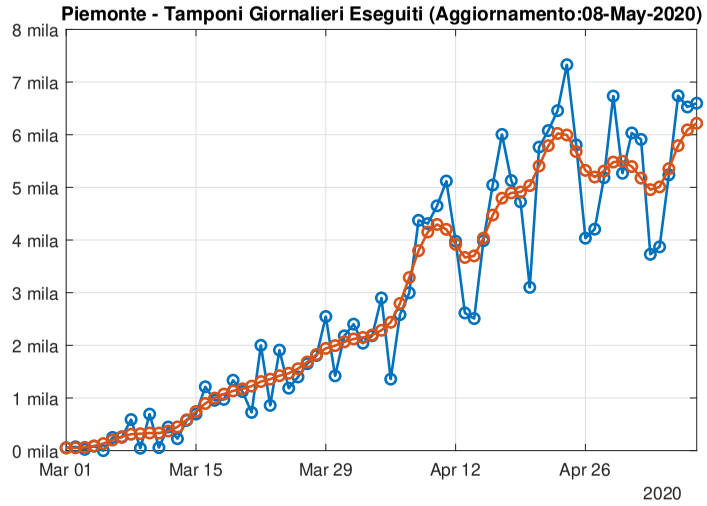
Piemonte - Tamponi Giornalieri Eseguiti (Aggiornamento:08-May-2020)
8 mila
7 mila
6 mila
5 mila
4 mila
3 mila
2 mila
1 mila
0 mila
Mar 01
Mar 15
Mar 29
Apr 12
Apr 26
2020

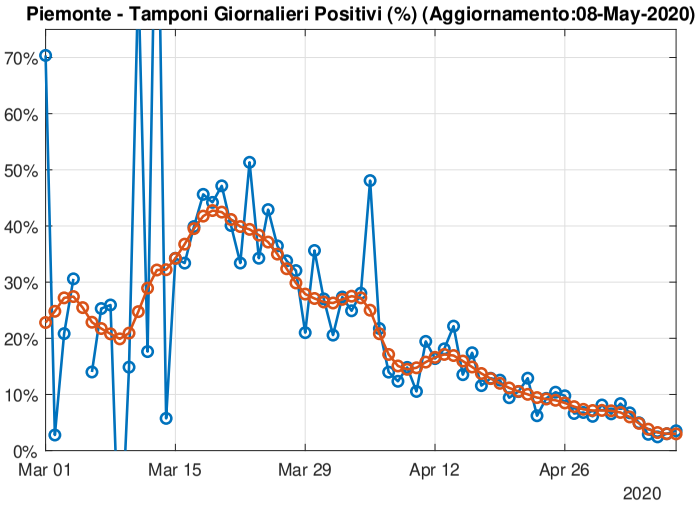
Piemonte - Tamponi Giornalieri Positivi (%) (Aggiornamento:08-May-2020)
70%
60%
50%
40%
30%
20%
10%
0%
Mar 01
Mar 15
Mar 29
Apr 12
Apr 26
2020

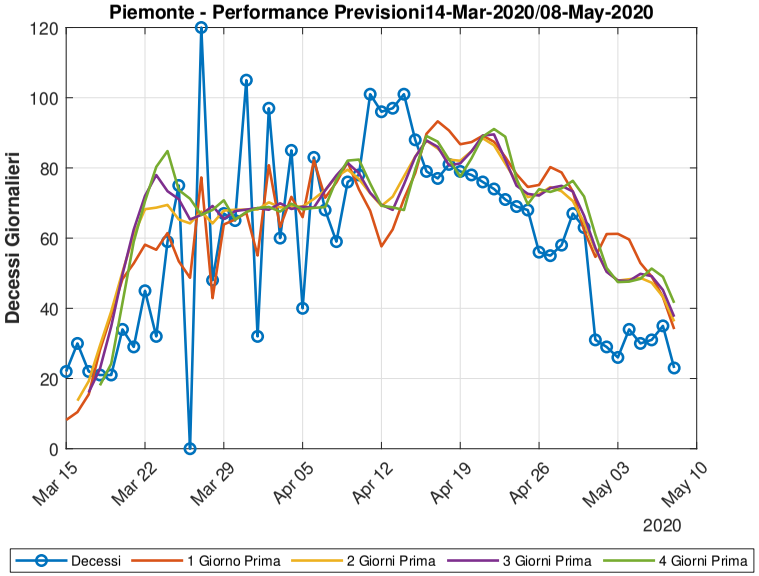
Piemonte - Performance Previsioni14-Mar-2020/08-May-2020
Decessi Giornalieri
120
100
80
60
40
20
0
Mar 15
Mar 22
Mar 29
Apr 05
Apr 12
Apr 19
Apr 26
May 03
May 10
2020
Decessi
1 Giorno Prima
2 Giorni Prima
3 Giorni Prima
4 Giorni Prima

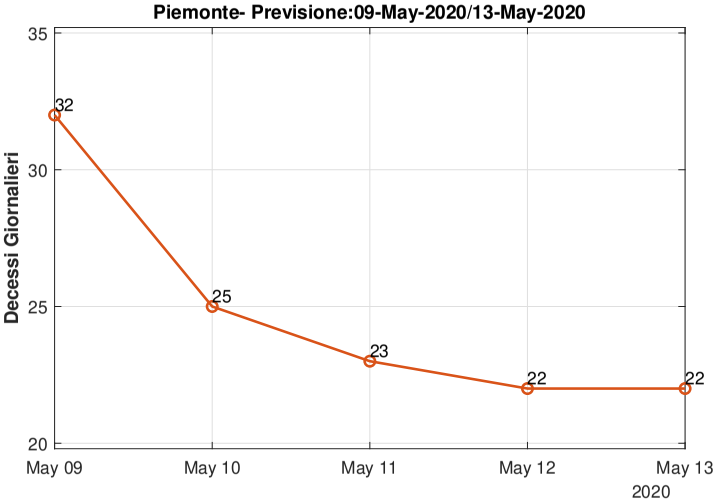
Piemonte- Previsione:09-May-2020/13-May-2020
Decessi Giornalieri
35
30
25
20
32
25
23
22
22
May 09
May 10
May 11
May 12
May 13
2020

1.4 Marche

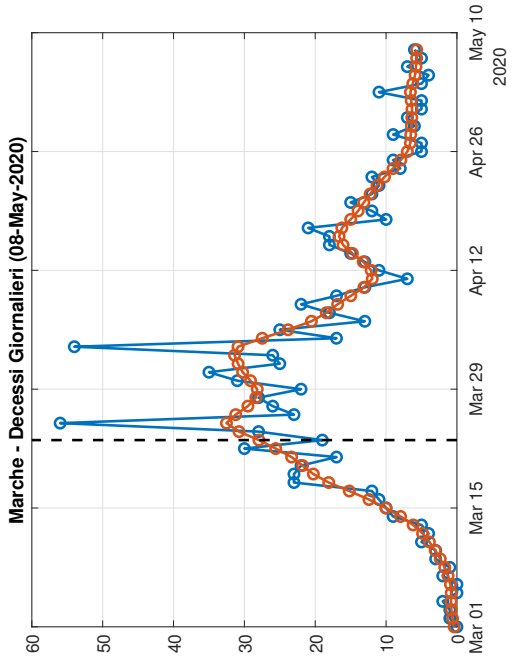
Marche - Decessi Giornalieri (08-May-2020)
60
50
40
30
20
10
0
Mar 01
Mar 15
Mar 29
Apr 12
Apr 26
May 10
2020

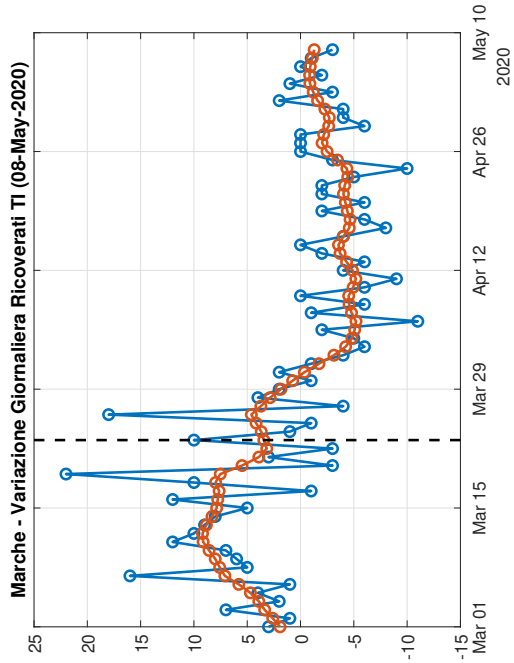
Marche - Variazione Giornaliera Ricoverati TI (08-May-2020)
25
20
15
10
5
0
-5
-10
-15
Mar 01
Mar 15
Mar 29
Apr 12
Apr 26
May 10
2020

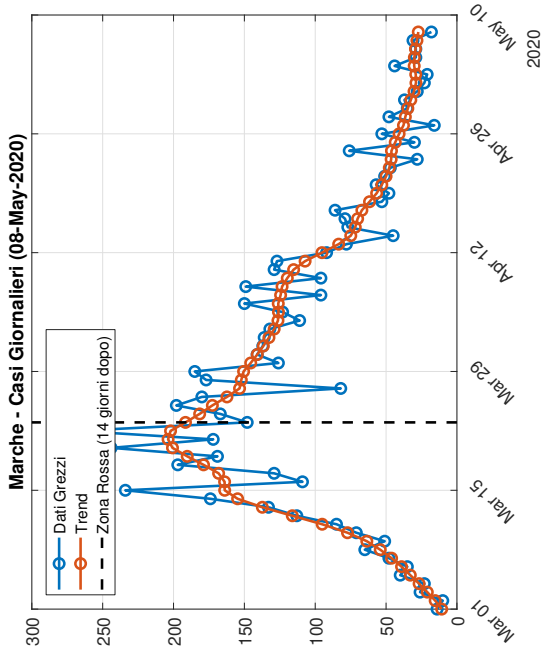
Marche - Casi Giornalieri (08-May-2020)
Dati Grezzi
Trend
Zona Rossa (14 giorni dopo)
300
250
200
150
100
50
0
Mar 01
Mar 15
Mar 29
Apr 12
Apr 26
May 10
2020

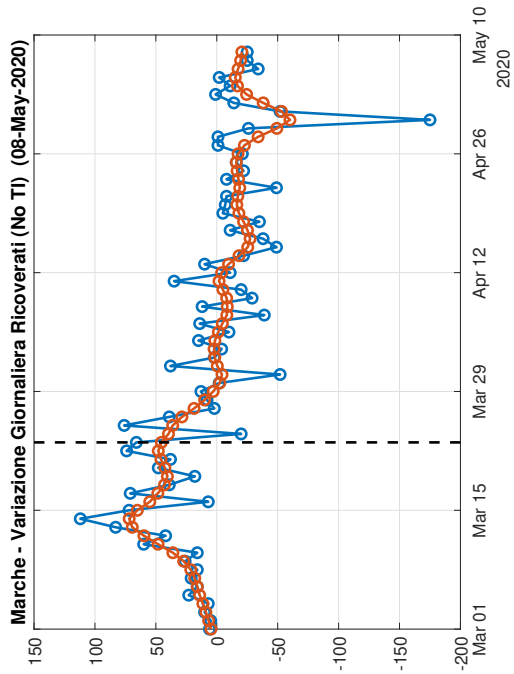
Marche - Variazione Giornaliera Ricoverati (No TI) (08-May-2020)
150
100
50
0
-50
-100
-150
-200
Mar 01
Mar 15
Mar 29
Apr 12
Apr 26
May 10
2020

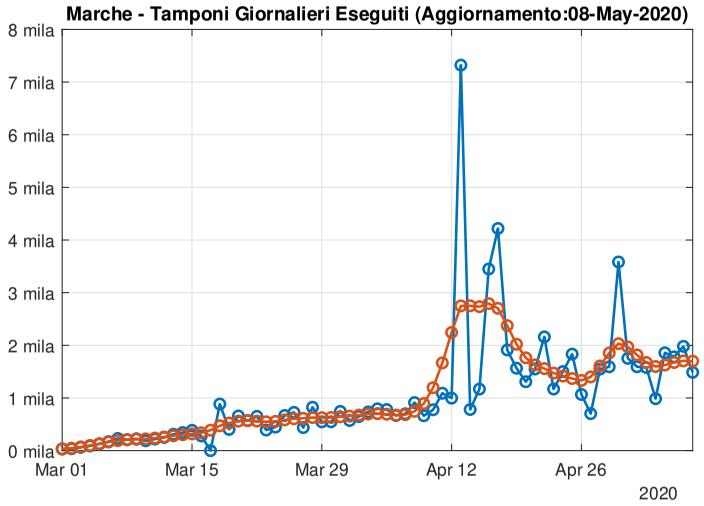
Marche - Tamponi Giornalieri Eseguiti (Aggiornamento:08-May-2020)
8 mila
7 mila
6 mila
5 mila
4 mila
3 mila
2 mila
1 mila
0 mila
Mar 01
Mar 15
Mar 29
Apr 12
Apr 26
2020

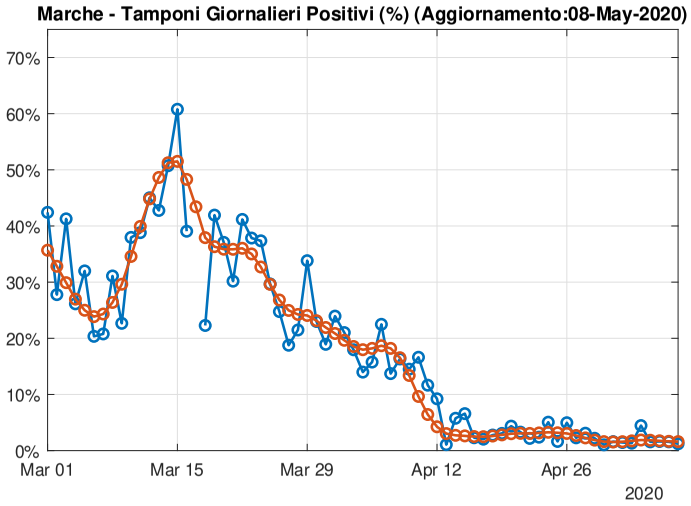
Marche - Tamponi Giornalieri Positivi (%) (Aggiornamento:08-May-2020)
70%
60%
50%
40%
30%
20%
10%
0%
Mar 01
Mar 15
Mar 29
Apr 12
Apr 26
2020

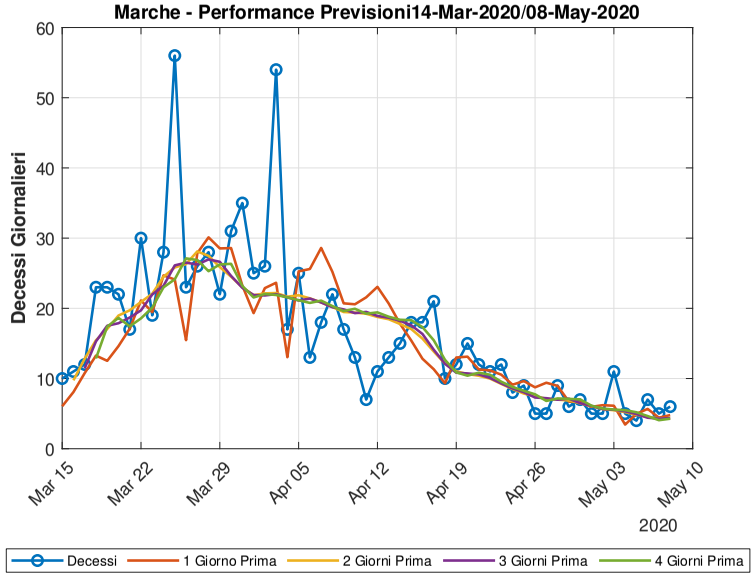
Marche - Performance Previsioni14-Mar-2020/08-May-2020
Decessi Giornalieri
60
50
40
30
20
10
0
Mar 15
Mar 22
Mar 29
Apr 05
Apr 12
Apr 19
Apr 26
May 03
May 10
2020
Decessi
1 Giorno Prima
2 Giorni Prima
3 Giorni Prima
4 Giorni Prima

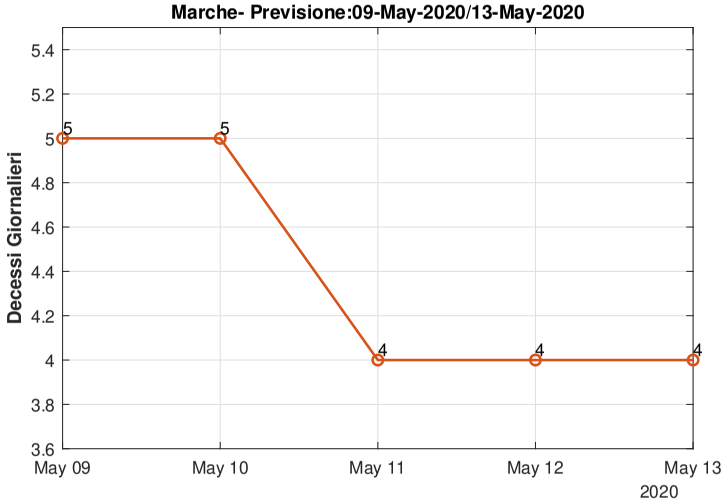
Marche- Previsione:09-May-2020/13-May-2020
Decessi Giornalieri
5.4
5.2
5
4.8
4.6
4.4
4.2
4
3.8
3.6
5
5
4
4
4
May 09
May 10
May 11
May 12
May 13
2020

1.5 Veneto

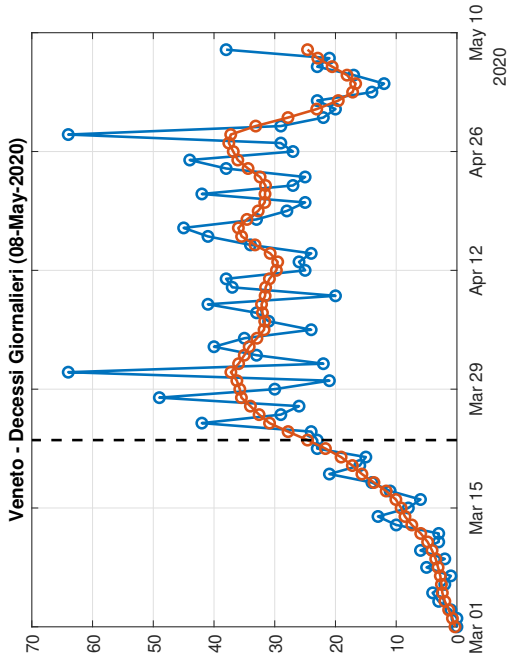
Veneto - Decessi Giornalieri (08-May-2020)
70
60
50
40
30
20
10
0
Mar 01
Mar 15
Mar 29
Apr 12
Apr 26
May 10
2020

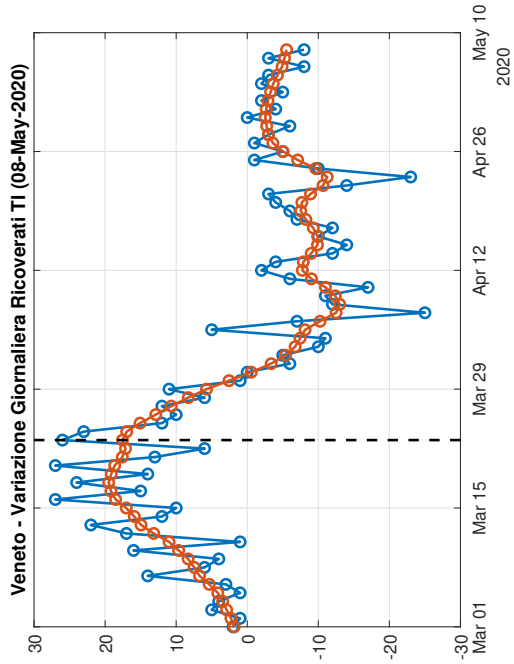
Veneto - Variazione Giornaliera Ricoverati TI (08-May-2020)
30
20
10
0
-10
-20
-30
Mar 01
Mar 15
Mar 29
Apr 12
Apr 26
May 10
2020

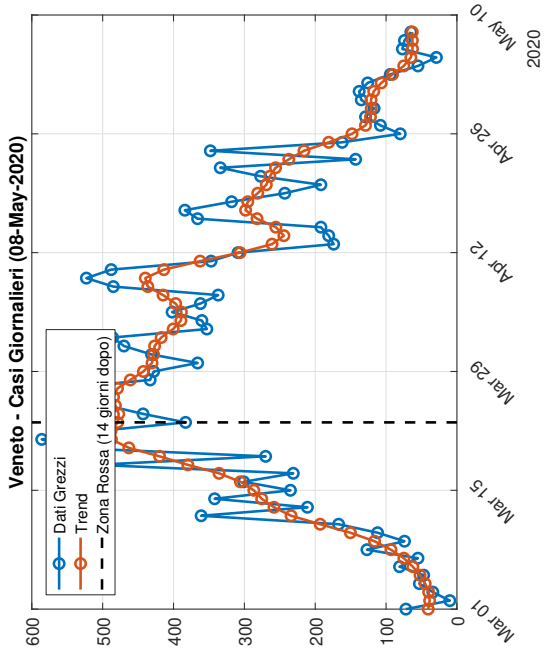
Veneto - Casi Giornalieri (08-May-2020)
Dati Grezzi
Trend
Zona Rossa (14 giorni dopo)
600
500
400
300
200
100
0
Mar 01
Mar 15
Mar 29
Apr 12
Apr 26
May 10
2020

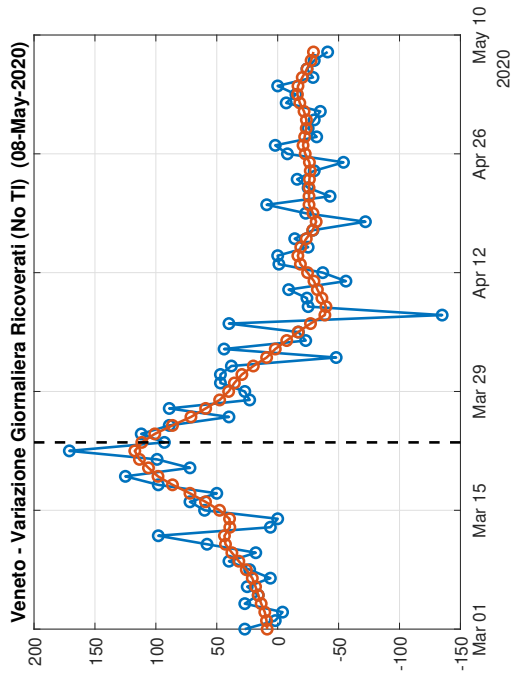
Veneto - Variazione Giornaliera Ricoverati (No TI) (08-May-2020)
200
150
100
50
0
-50
-100
-150
Mar 01
Mar 15
Mar 29
Apr 12
Apr 26
May 10
2020

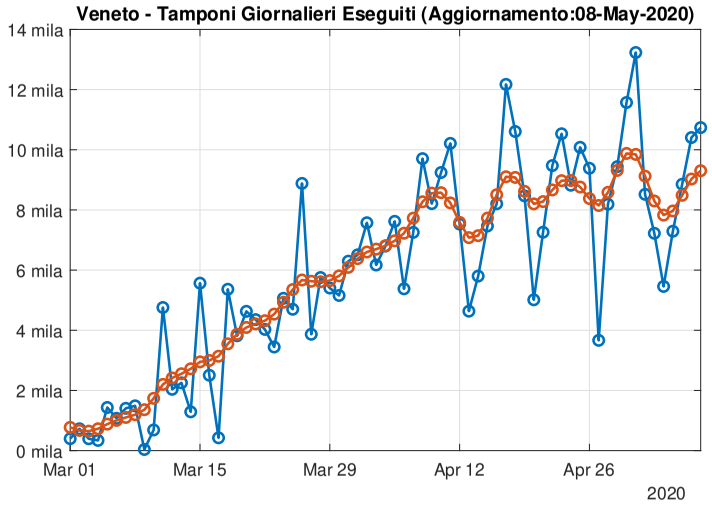
Veneto - Tamponi Giornalieri Eseguiti (Aggiornamento:08-May-2020)
14 mila
12 mila
10 mila
8 mila
6 mila
4 mila
2 mila
0 mila
Mar 01
Mar 15
Mar 29
Apr 12
Apr 26
2020

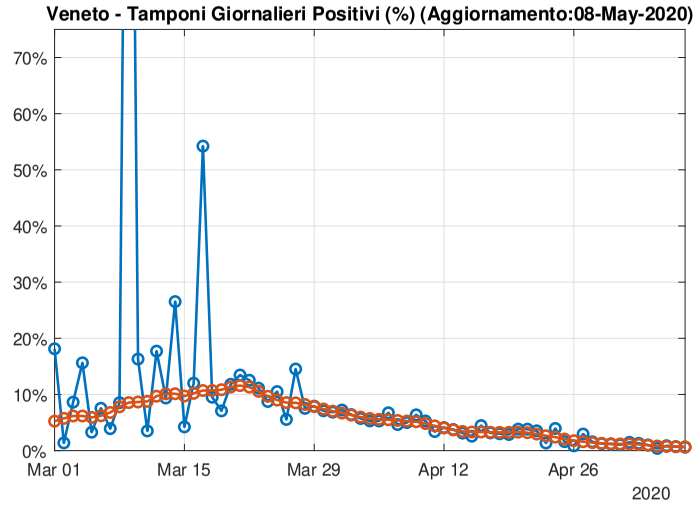
Veneto - Tamponi Giornalieri Positivi (%) (Aggiornamento:08-May-2020)
70%
60%
50%
40%
30%
20%
10%
0%
Mar 01
Mar 15
Mar 29
Apr 12
Apr 26
2020

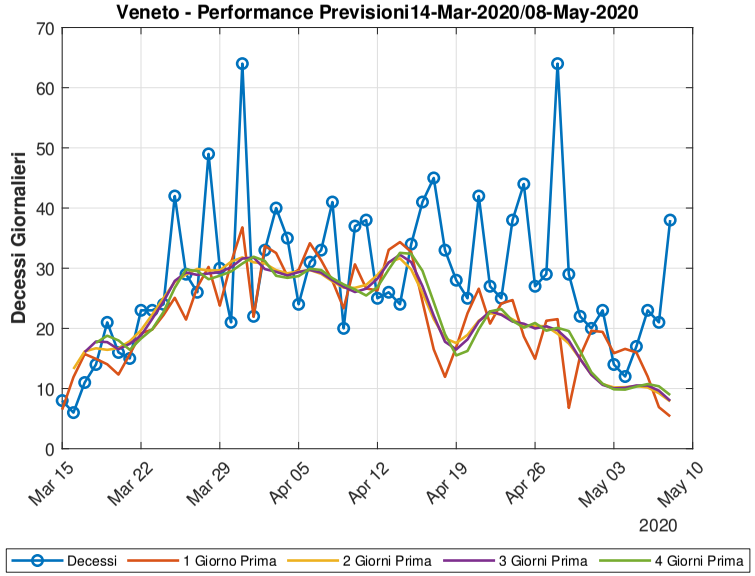
Veneto - Performance Previsioni14-Mar-2020/08-May-2020
Decessi Giornalieri
70
60
50
40
30
20
10
0
Mar 15
Mar 22
Mar 29
Apr 05
Apr 12
Apr 19
Apr 26
May 03
May 10
2020
Decessi
1 Giorno Prima
2 Giorni Prima
3 Giorni Prima
4 Giorni Prima

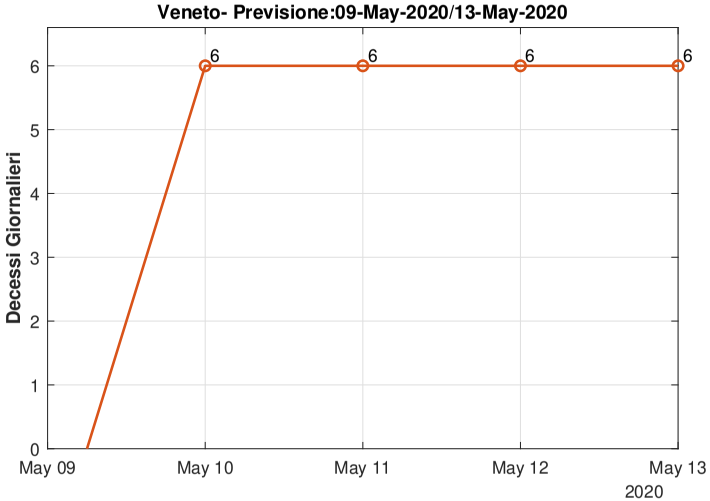
Veneto- Previsione:09-May-2020/13-May-2020
Decessi Giornalieri
6
5
4
3
2
1
0
6
6
6
6
May 09
May 10
May 11
May 12
May 13
2020

1.6 Liguria

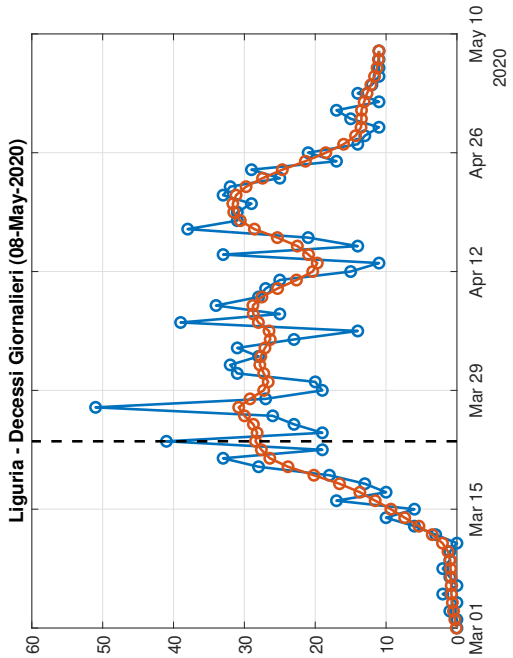
Liguria - Decessi Giornalieri (08-May-2020)
60
50
40
30
20
10
0
Mar 01
Mar 15
Mar 29
Apr 12
Apr 26
May 10
2020

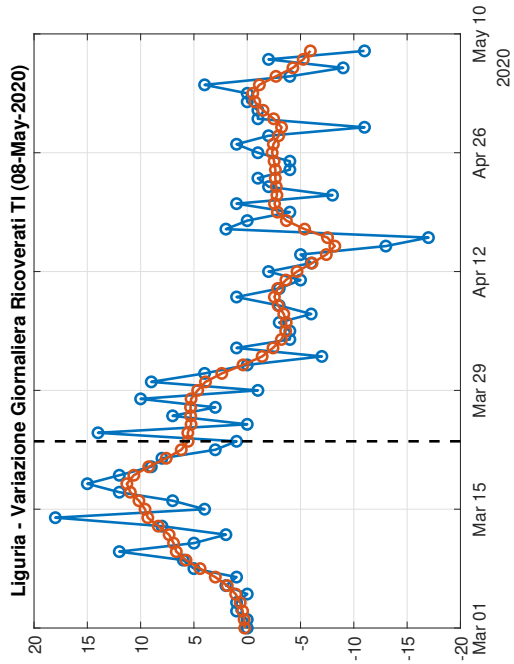
Liguria - Variazione Giornaliera Ricoverati TI (08-May-2020)
20
15
10
5
0
-5
-10
-15
-20
Mar 01
Mar 15
Mar 29
Apr 12
Apr 26
May 10
2020

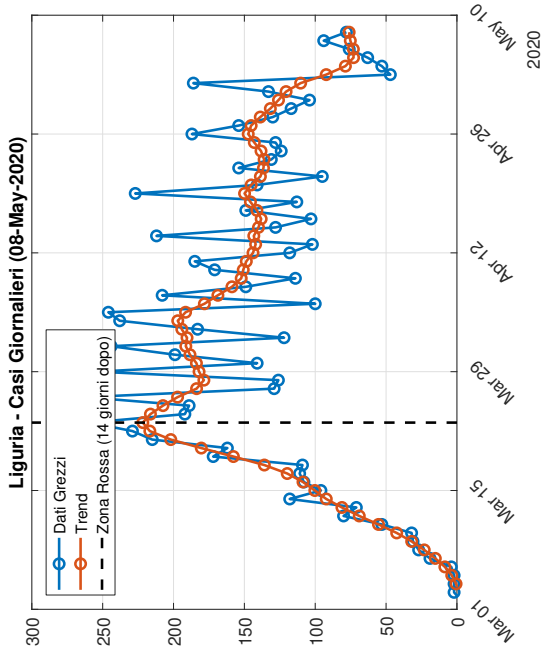
Liguria - Casi Giornalieri (08-May-2020)
Dati Grezzi
Trend
Zona Rossa (14 giorni dopo)
300
250
200
150
100
50
0
Mar 01
Mar 15
Mar 29
Apr 12
Apr 26
May 10
2020

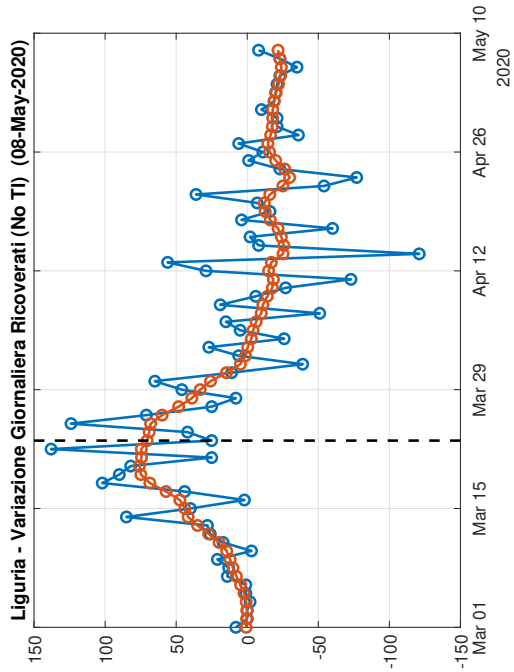
Liguria - Variazione Giornaliera Ricoverati (No TI) (08-May-2020)
150
100
50
0
-50
-100
-150
Mar 01
Mar 15
Mar 29
Apr 12
Apr 26
May 10
2020

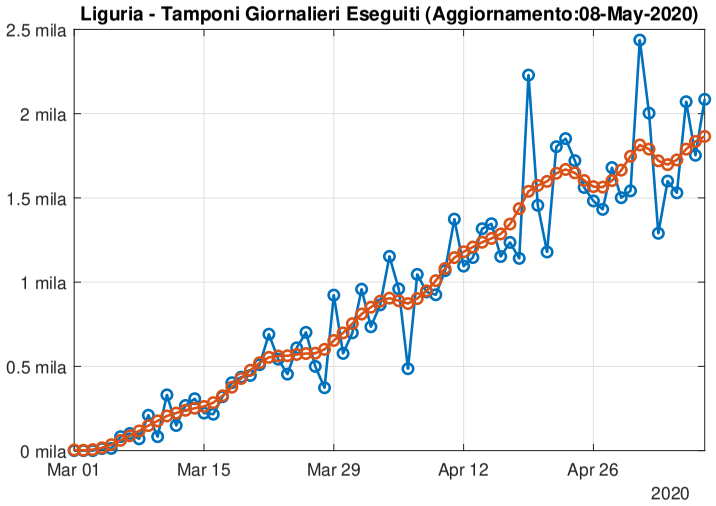
Liguria - Tamponi Giornalieri Eseguiti (Aggiornamento:08-May-2020)
2.5 mila
2 mila
1.5 mila
1 mila
0.5 mila
0 mila
Mar 01
Mar 15
Mar 29
Apr 12
Apr 26
2020

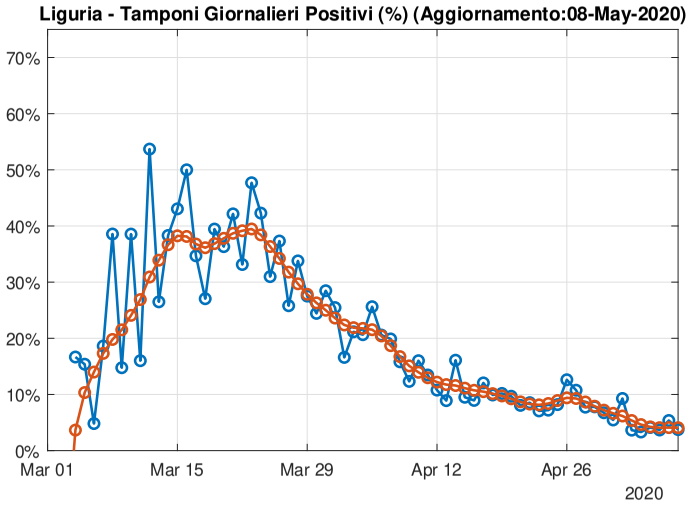
Liguria - Tamponi Giornalieri Positivi (%) (Aggiornamento:08-May-2020)
70%
60%
50%
40%
30%
20%
10%
0%
Mar 01
Mar 15
Mar 29
Apr 12
Apr 26
2020

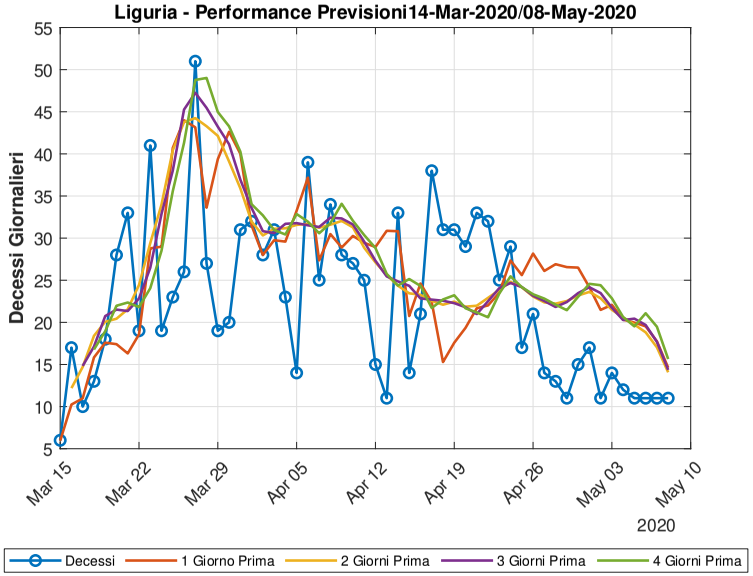
Liguria - Performance Previsioni14-Mar-2020/08-May-2020
Decessi Giornalieri
55
50
45
40
35
30
25
20
15
10
5
Mar 15
Mar 22
Mar 29
Apr 05
Apr 12
Apr 19
Apr 26
May 03
May 10
2020
Decessi
1 Giorno Prima
2 Giorni Prima
3 Giorni Prima
4 Giorni Prima

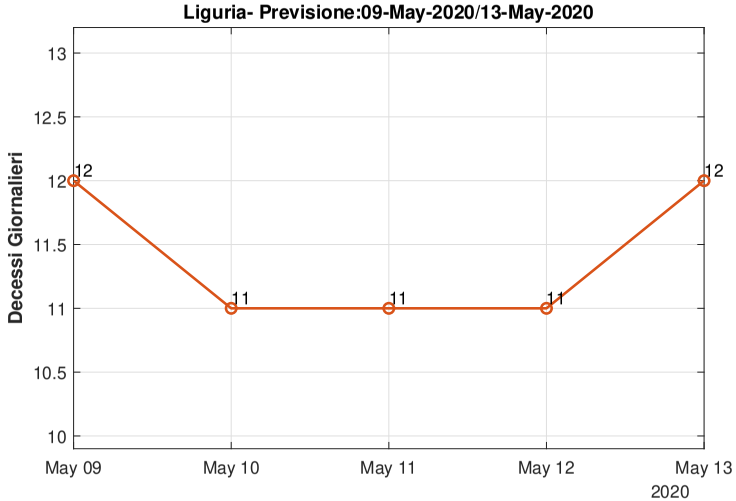
Liguria- Previsione:09-May-2020/13-May-2020
Decessi Giornalieri
13
12.5
12
11.5
11
10.5
10
12
11
11
11
12
May 09
May 10
May 11
May 12
May 13
2020

1.7 Toscana

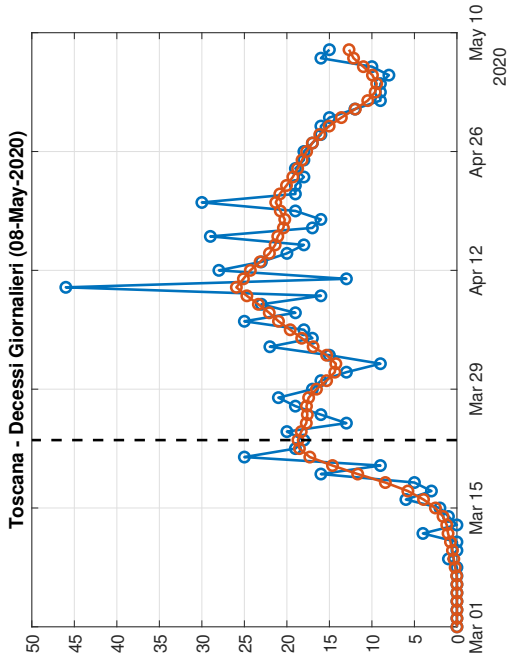
Toscana - Decessi Giornalieri (08-May-2020)
Mar 01
Mar 15
Mar 29
Apr 12
Apr 26
May 10
2020

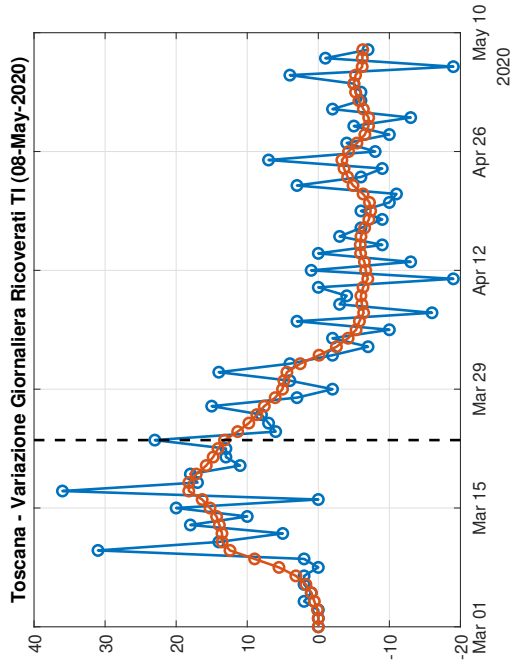
Toscana - Variazione Giornaliera Ricoverati TI (08-May-2020)
Mar 01
Mar 15
Mar 29
Apr 12
Apr 26
May 10
2020

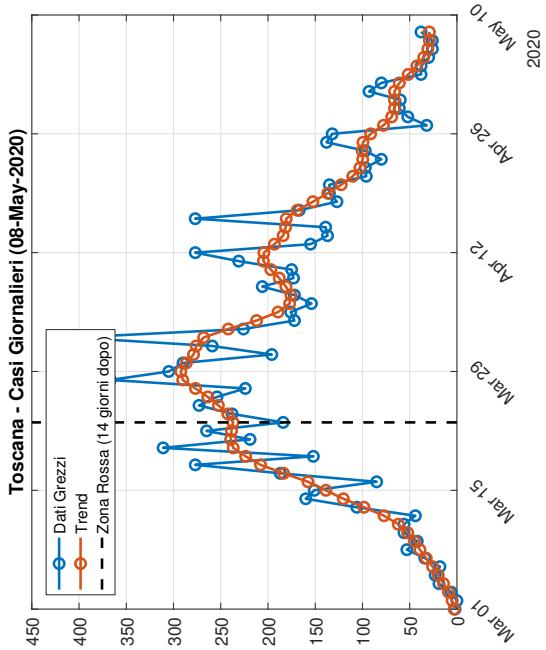
Toscana - Casi Giornalieri (08-May-2020)
Dati Grezzi
Trend
Zona Rossa (14 giorni dopo)
Mar 01
Mar 15
Mar 29
Apr 12
Apr 26
May 10
2020

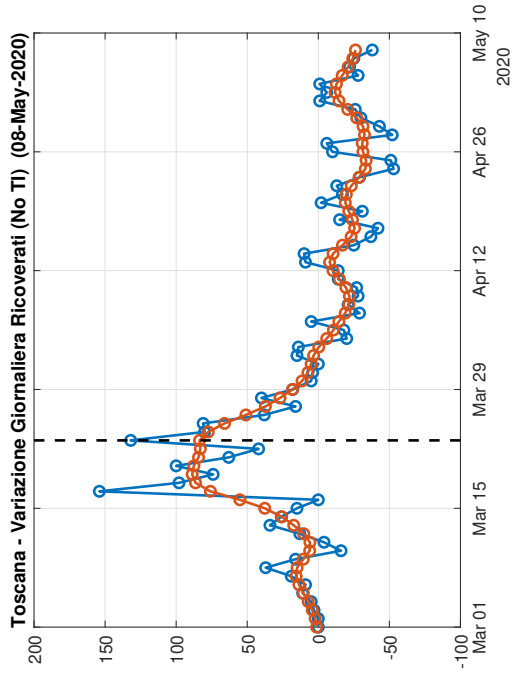
Toscana - Variazione Giornaliera Ricoverati (No TI) (08-May-2020)
Mar 01
Mar 15
Mar 29
Apr 12
Apr 26
May 10
2020

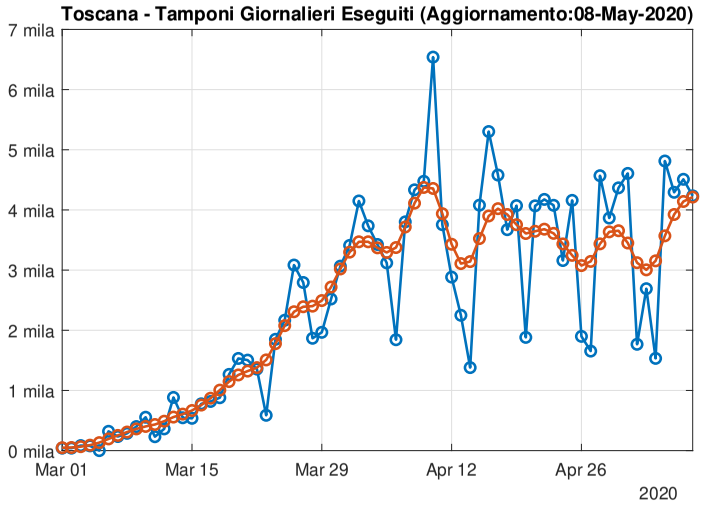
Toscana - Tamponi Giornalieri Eseguiti (Aggiornamento:08-May-2020)
7 mila
6 mila
5 mila
4 mila
3 mila
2 mila
1 mila
0 mila
Mar 01
Mar 15
Mar 29
Apr 12
Apr 26
2020

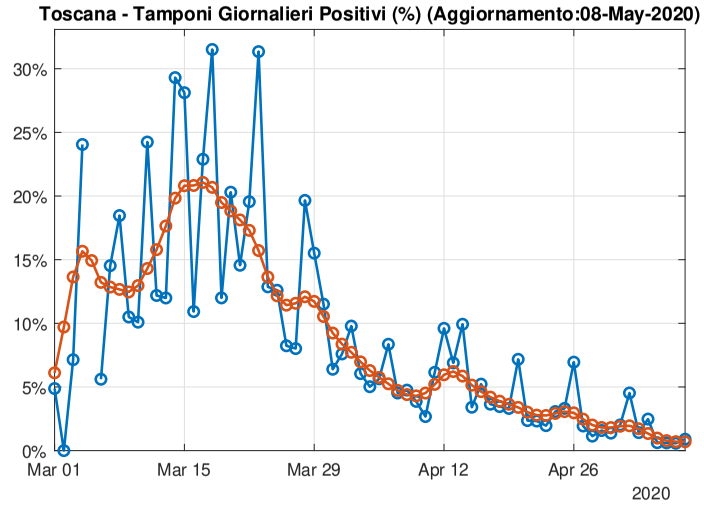
Toscana - Tamponi Giornalieri Positivi (%) (Aggiornamento:08-May-2020)
30%
25%
20%
15%
10%
5%
0%
Mar 01
Mar 15
Mar 29
Apr 12
Apr 26
2020

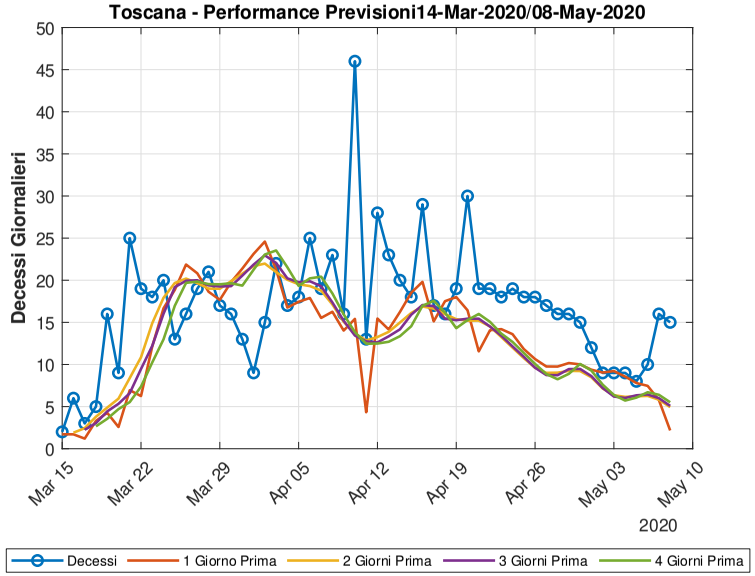
Toscana - Performance Previsioni14-Mar-2020/08-May-2020
Decessi Giornalieri
50
45
40
35
30
25
20
15
10
5
0
Mar 15
Mar 22
Mar 29
Apr 05
Apr 12
Apr 19
Apr 26
May 03
May 10
2020
Decessi
1 Giorno Prima
2 Giorni Prima
3 Giorni Prima
4 Giorni Prima

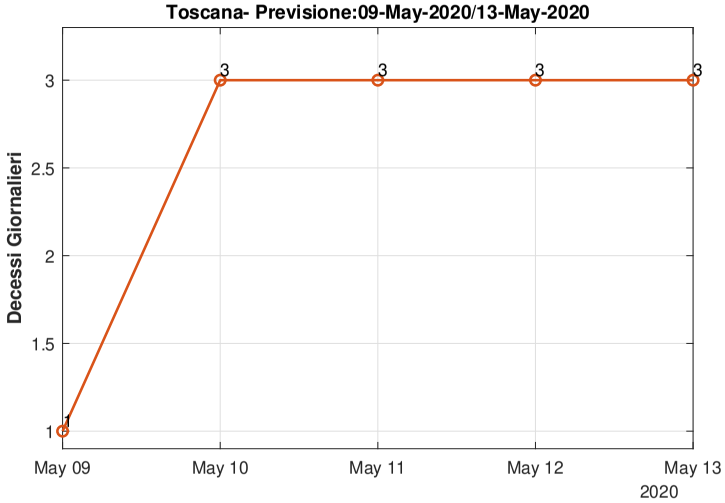
Toscana- Previsione:09-May-2020/13-May-2020
Decessi Giornalieri
3
2.5
2
1.5
1
3
3
3
3
1
May 09
May 10
May 11
May 12
May 13
2020

1.8 Lazio

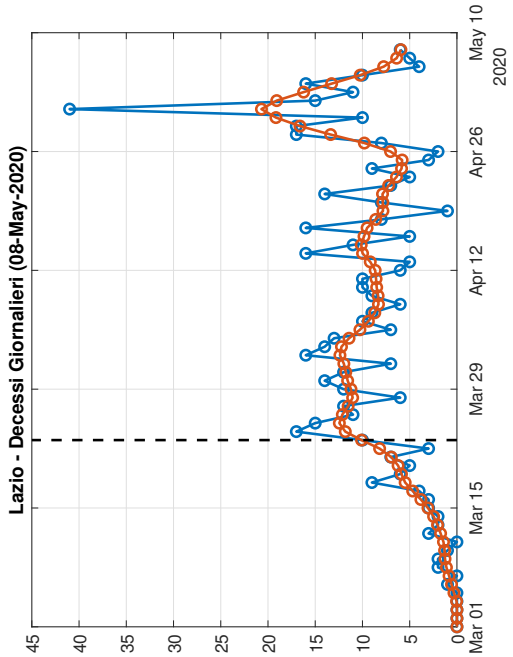
Lazio - Decessi Giornalieri (08-May-2020)
45
40
35
30
25
20
15
10
5
0
Mar 01
Mar 15
Mar 29
Apr 12
Apr 26
May 10
2020

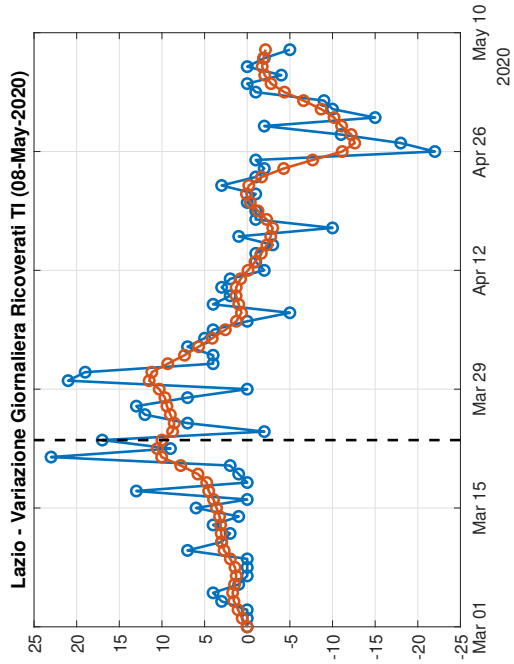
Lazio - Variazione Giornaliera Ricoverati TI (08-May-2020)
25
20
15
10
5
0
-5
-10
-15
-20
-25
Mar 01
Mar 15
Mar 29
Apr 12
Apr 26
May 10
2020

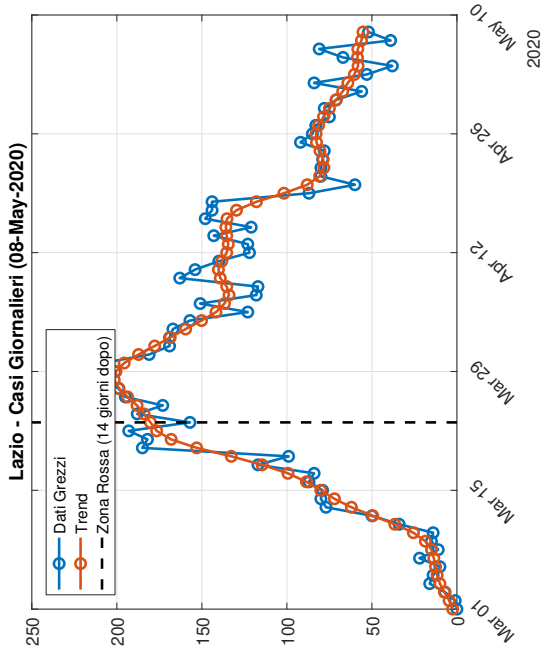
Lazio - Casi Giornalieri (08-May-2020)
Dati Grezzi
Trend
Zona Rossa (14 giorni dopo)
250
200
150
100
50
0
Mar 01
Mar 15
Mar 29
Apr 12
Apr 26
May 10
2020

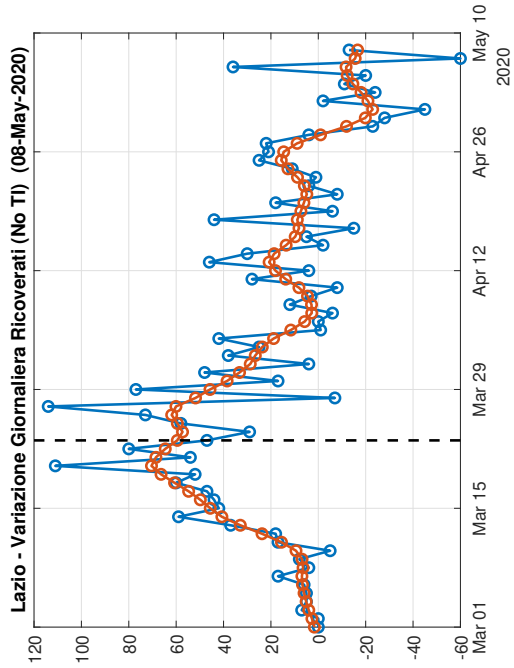
Lazio - Variazione Giornaliera Ricoverati (No TI) (08-May-2020)
120
100
80
60
40
20
0
-20
-40
-60
Mar 01
Mar 15
Mar 29
Apr 12
Apr 26
May 10
2020

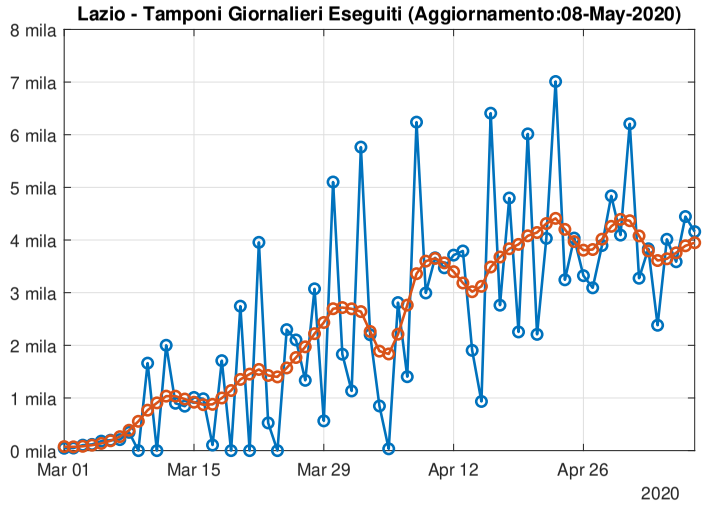
Lazio - Tamponi Giornalieri Eseguiti (Aggiornamento:08-May-2020)
8 mila
7 mila
6 mila
5 mila
4 mila
3 mila
2 mila
1 mila
0 mila
Mar 01
Mar 15
Mar 29
Apr 12
Apr 26
2020

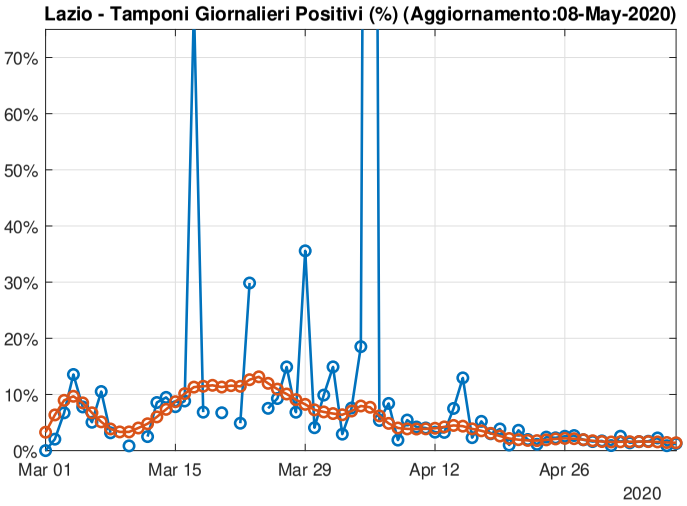
Lazio - Tamponi Giornalieri Positivi (%) (Aggiornamento:08-May-2020)
70%
60%
50%
40%
30%
20%
10%
0%
Mar 01
Mar 15
Mar 29
Apr 12
Apr 26
2020

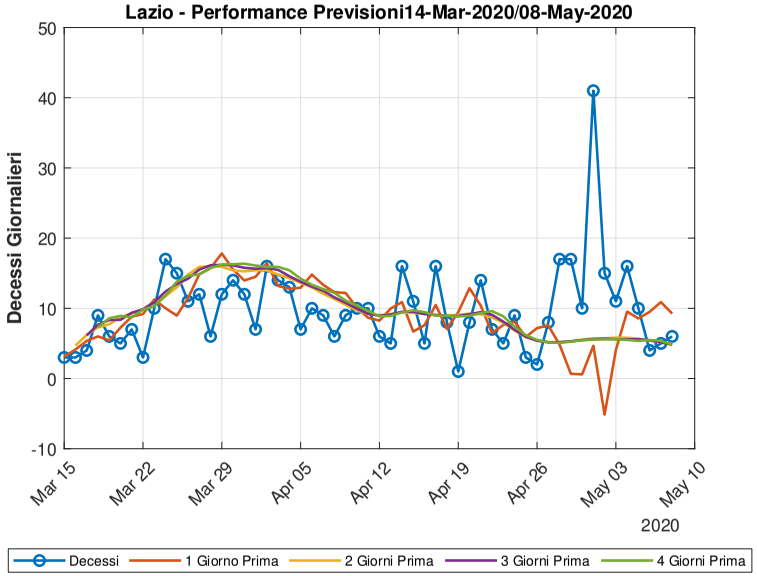
Lazio - Performance Previsioni14-Mar-2020/08-May-2020
Decessi Giornalieri
50
40
30
20
10
0
-10
Mar 15
Mar 22
Mar 29
Apr 05
Apr 12
Apr 19
Apr 26
May 03
May 10
2020
Decessi
1 Giorno Prima
2 Giorni Prima
3 Giorni Prima
4 Giorni Prima

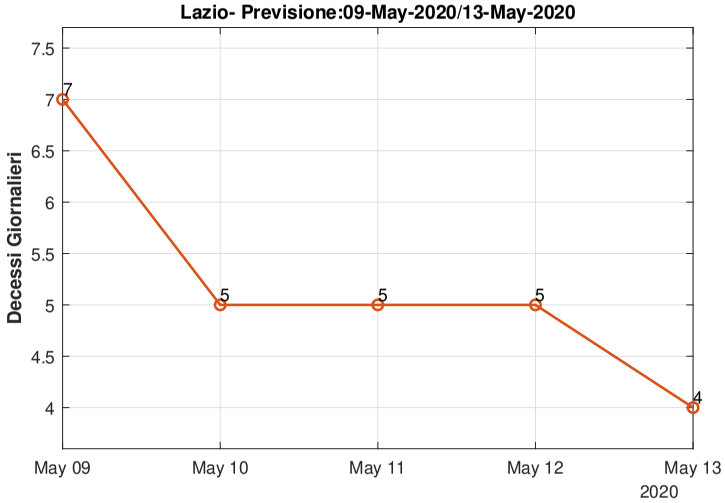
Lazio- Previsione:09-May-2020/13-May-2020
Decessi Giornalieri
7.5
7
6.5
6
5.5
5
4.5
4
7
5
5
5
4
May 09
May 10
May 11
May 12
May 13
2020

1.9 Campania

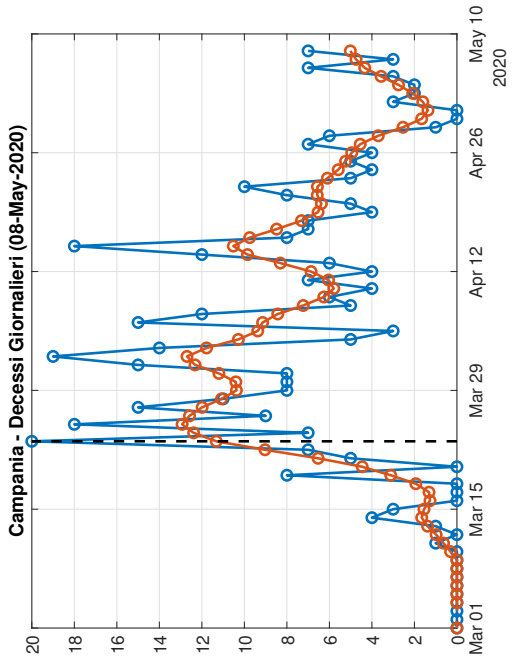
Campania - Decessi Giornalieri (08-May-2020)
Mar 01
Mar 15
Mar 29
Apr 12
Apr 26
May 10
2020

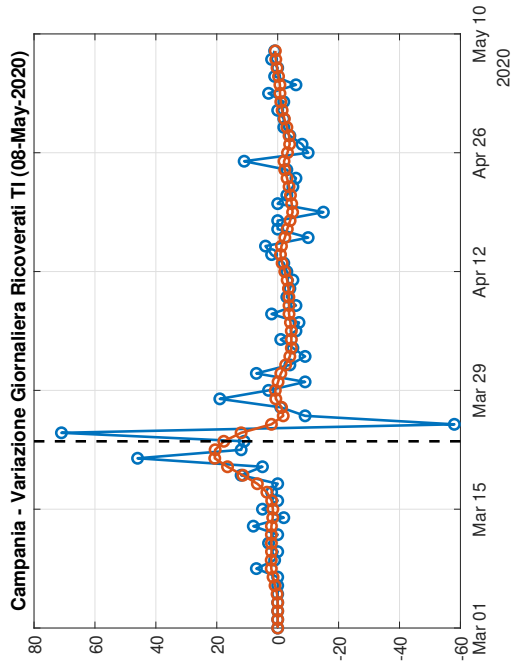
Campania - Variazione Giornaliera Ricoverati TI (08-May-2020)
Mar 01
Mar 15
Mar 29
Apr 12
Apr 26
May 10
2020

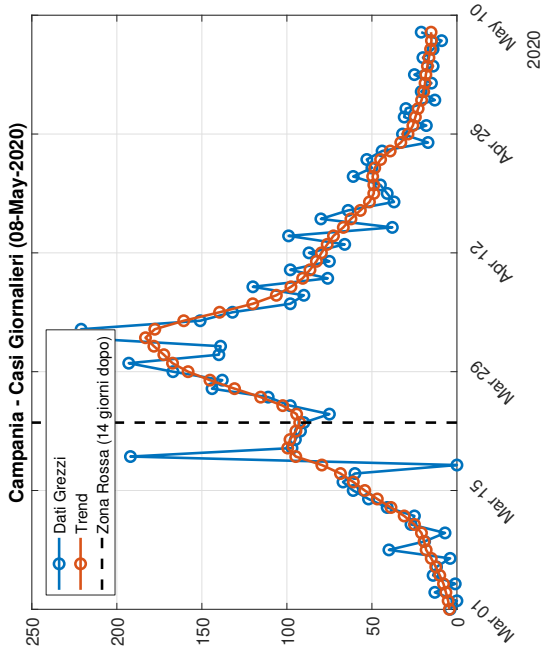
Campania - Casi Giornalieri (08-May-2020)
Dati Grezzi
Trend
Zona Rossa (14 giorni dopo)
Mar 01
Mar 15
Mar 29
Apr 12
Apr 26
May 10
2020

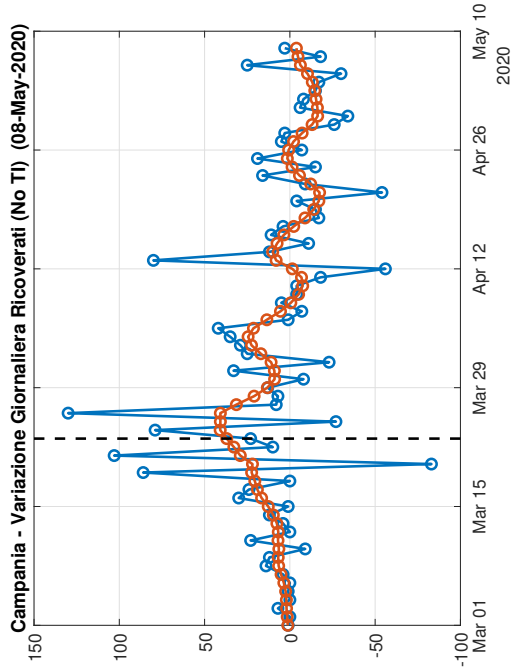
Campania - Variazione Giornaliera Ricoverati (No TI) (08-May-2020)
Mar 01
Mar 15
Mar 29
Apr 12
Apr 26
May 10
2020

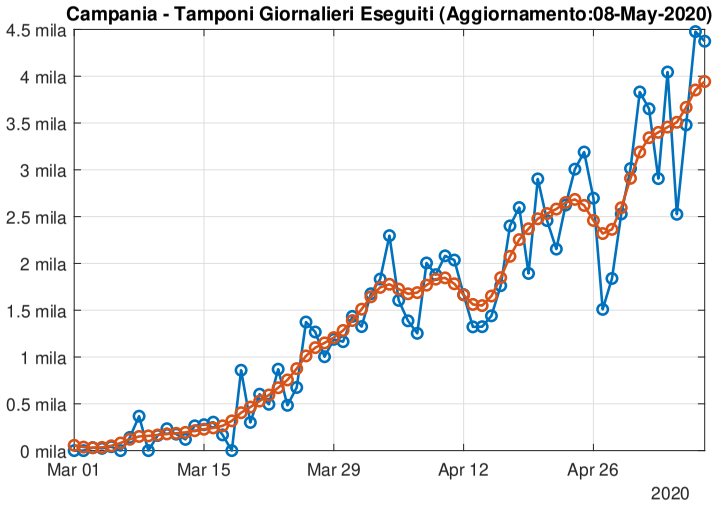
Campania - Tamponi Giornalieri Eseguiti (Aggiornamento:08-May-2020)
4.5 mila
4 mila
3.5 mila
3 mila
2.5 mila
2 mila
1.5 mila
1 mila
0.5 mila
0 mila
Mar 01
Mar 15
Mar 29
Apr 12
Apr 26
2020

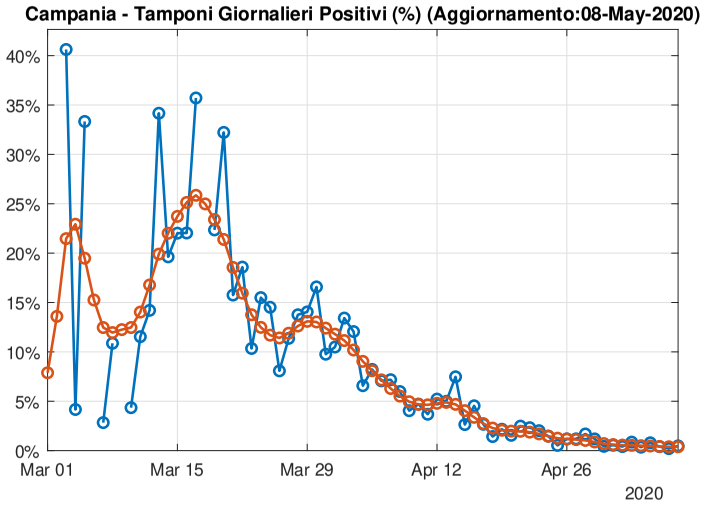
Campania - Tamponi Giornalieri Positivi (%) (Aggiornamento:08-May-2020)
40%
35%
30%
25%
20%
15%
10%
5%
0%
Mar 01
Mar 15
Mar 29
Apr 12
Apr 26
2020

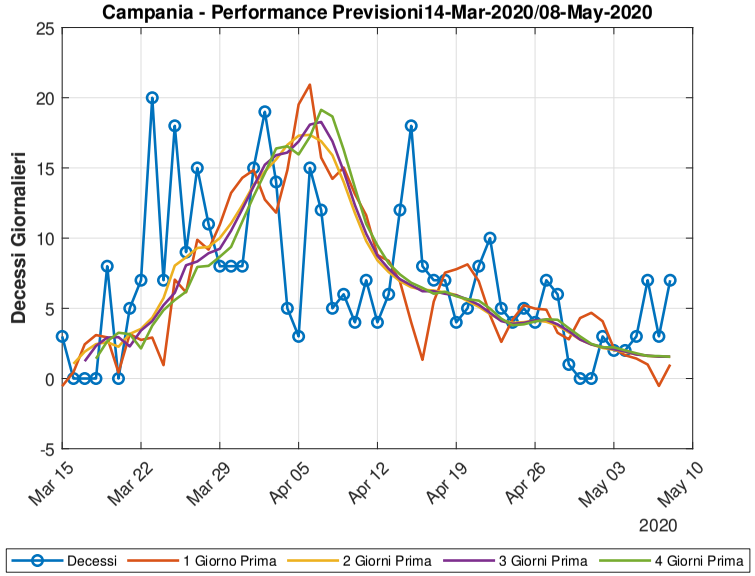
Campania - Performance Previsioni14-Mar-2020/08-May-2020
Decessi Giornalieri
25
20
15
10
5
0
-5
Mar 15
Mar 22
Mar 29
Apr 05
Apr 12
Apr 19
Apr 26
May 03
May 10
2020
Decessi
1 Giorno Prima
2 Giorni Prima
3 Giorni Prima
4 Giorni Prima

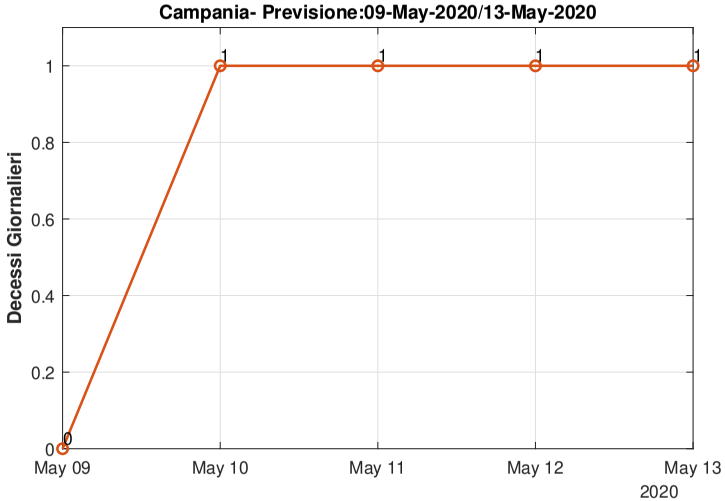
Campania- Previsione:09-May-2020/13-May-2020
Decessi Giornalieri
1
0.8
0.6
0.4
0.2
0
0
1
1
1
1
May 09
May 10
May 11
May 12
May 13
2020

1.10 Friuli Venezia Giulia

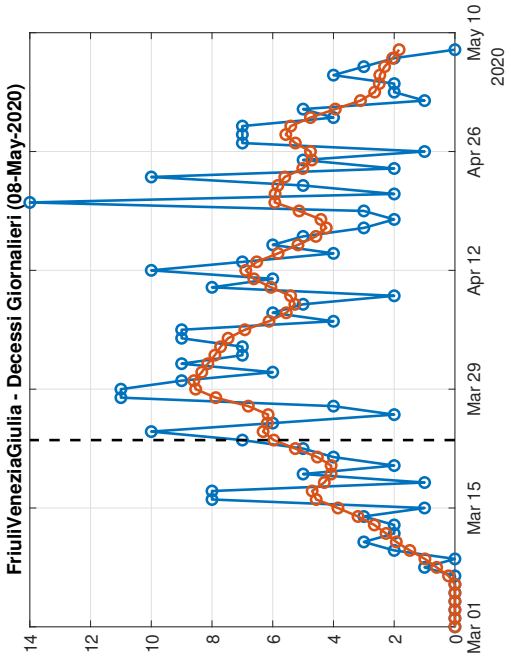

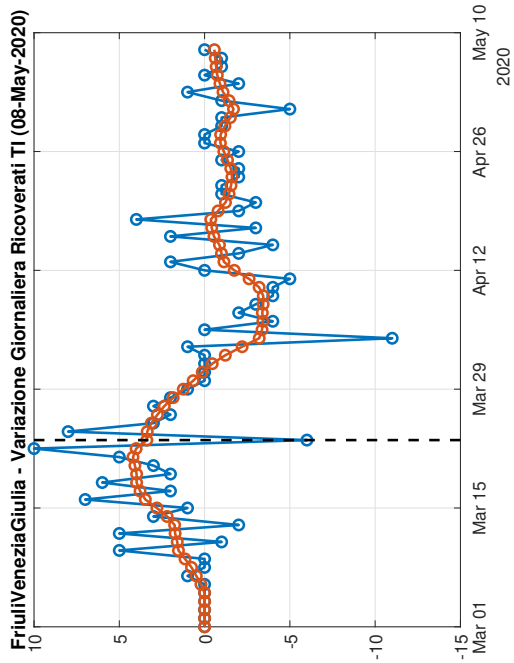

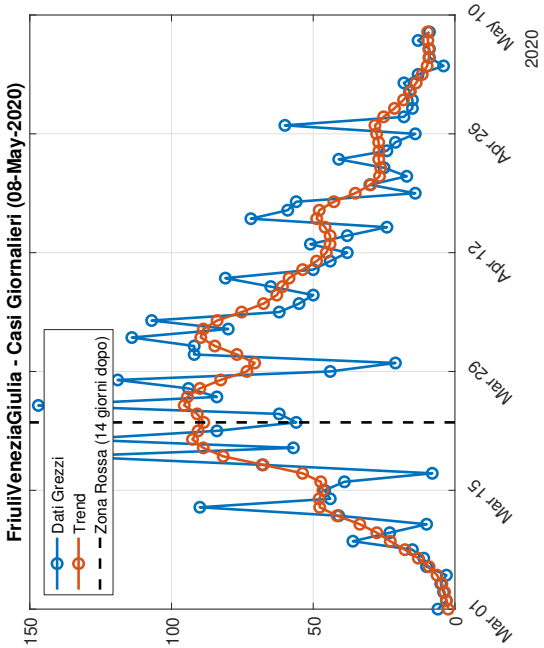

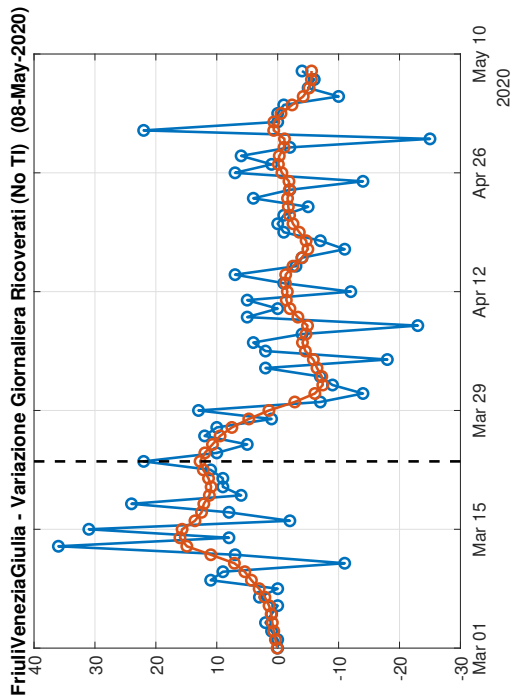

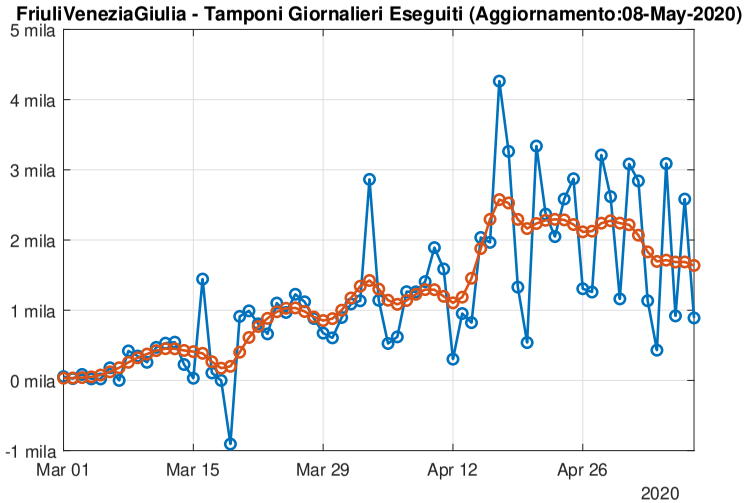
FriuliVeneziaGiulia - Tamponi Giornalieri Eseguiti (Aggiornamento:08-May-2020)
5 mila
4 mila
3 mila
2 mila
1 mila
0 mila
-1 mila
Mar 01
Mar 15
Mar 29
Apr 12
Apr 26
2020

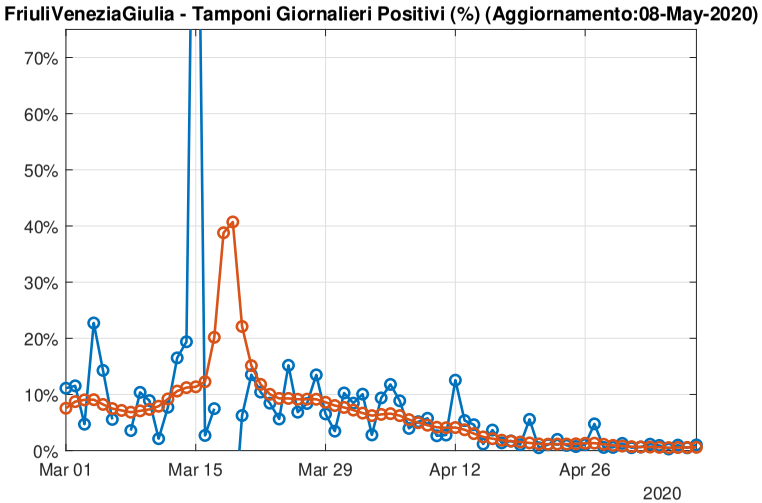
FriuliVeneziaGiulia - Tamponi Giornalieri Positivi (%) (Aggiornamento:08-May-2020)
70%
60%
50%
40%
30%
20%
10%
0%
Mar 01
Mar 15
Mar 29
Apr 12
Apr 26
2020

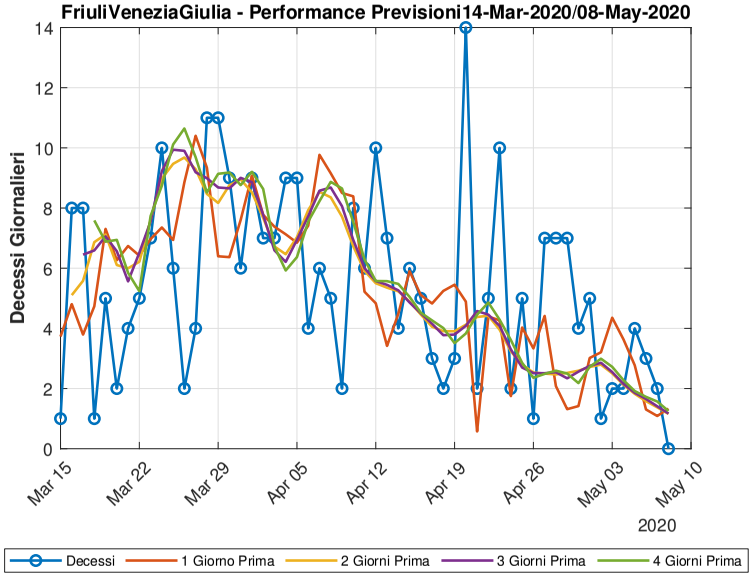
FriuliVeneziaGiulia - Performance Previsioni14-Mar-2020/08-May-2020
Decessi Giornalieri
14
12
10
8
6
4
2
0
Mar 15
Mar 22
Mar 29
Apr 05
Apr 12
Apr 19
Apr 26
May 03
May 10
2020
Decessi
1 Giorno Prima
2 Giorni Prima
3 Giorni Prima
4 Giorni Prima

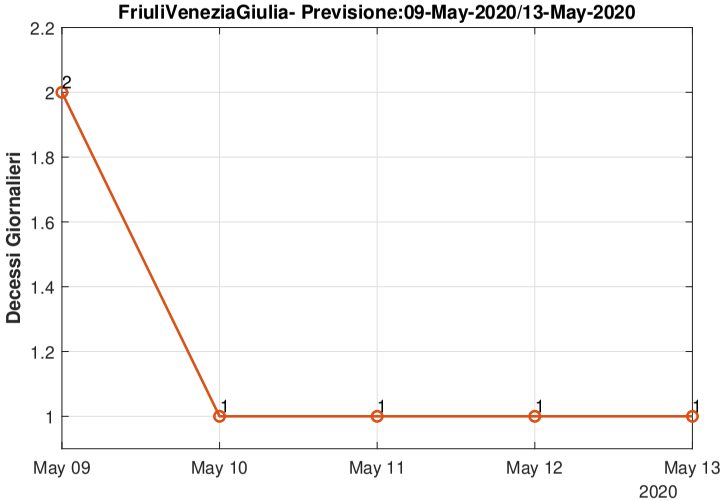
FriuliVeneziaGiulia- Previsione:09-May-2020/13-May-2020
Decessi Giornalieri
2.2
2
1.8
1.6
1.4
1.2
1
May 09
May 10
May 11
May 12
May 13
2020

1.11 Puglia

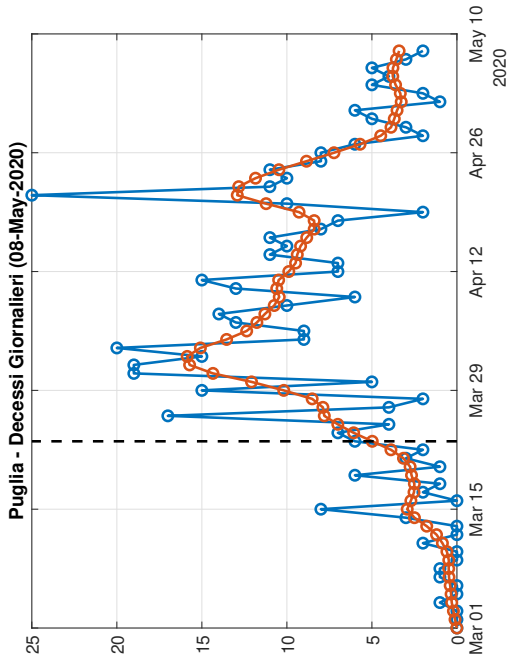
Puglia - Decessi Giornalieri (08-May-2020)
Mar 01
Mar 15
Mar 29
Apr 12
Apr 26
May 10
2020

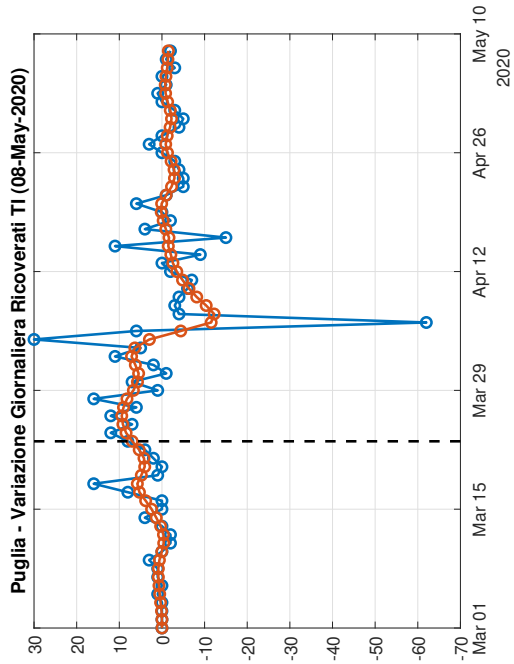
Puglia - Variazione Giornaliera Ricoverati TI (08-May-2020)
Mar 01
Mar 15
Mar 29
Apr 12
Apr 26
May 10
2020

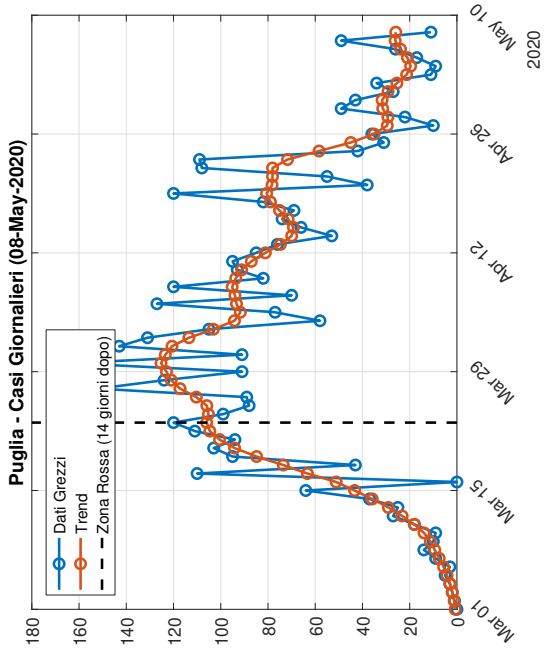
Puglia - Casi Giornalieri (08-May-2020)
Dati Grezzi
Trend
Zona Rossa (14 giorni dopo)
Mar 01
Mar 15
Mar 29
Apr 12
Apr 26
May 10
2020

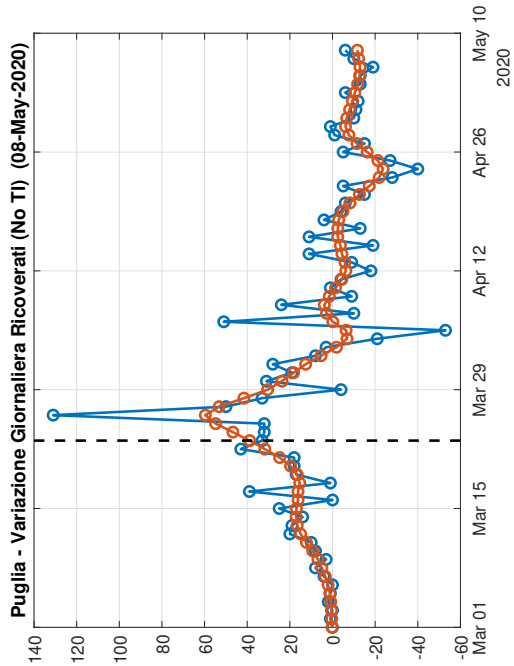
Puglia - Variazione Giornaliera Ricoverati (No TI) (08-May-2020)
Mar 01
Mar 15
Mar 29
Apr 12
Apr 26
May 10
2020

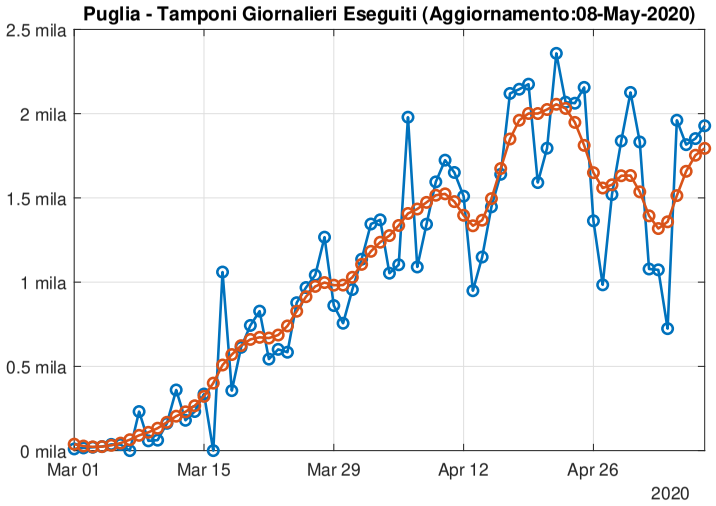
Puglia - Tamponi Giornalieri Eseguiti (Aggiornamento:08-May-2020)
2.5 mila
2 mila
1.5 mila
1 mila
0.5 mila
0 mila
Mar 01
Mar 15
Mar 29
Apr 12
Apr 26
2020

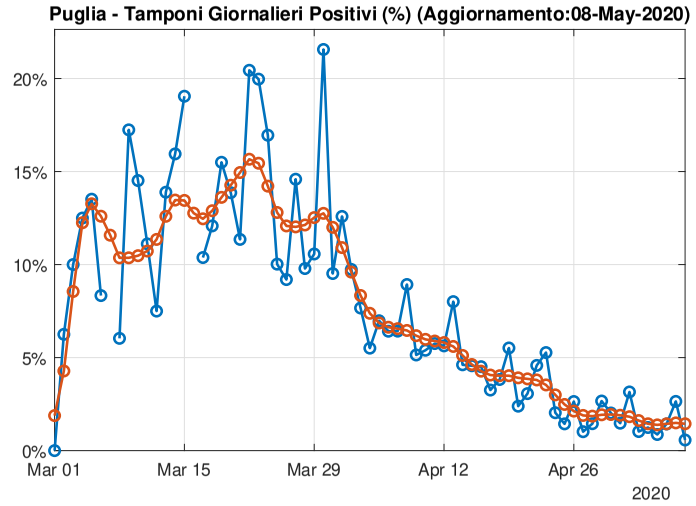
Puglia - Tamponi Giornalieri Positivi (%) (Aggiornamento:08-May-2020)
20%
15%
10%
5%
0%
Mar 01
Mar 15
Mar 29
Apr 12
Apr 26
2020

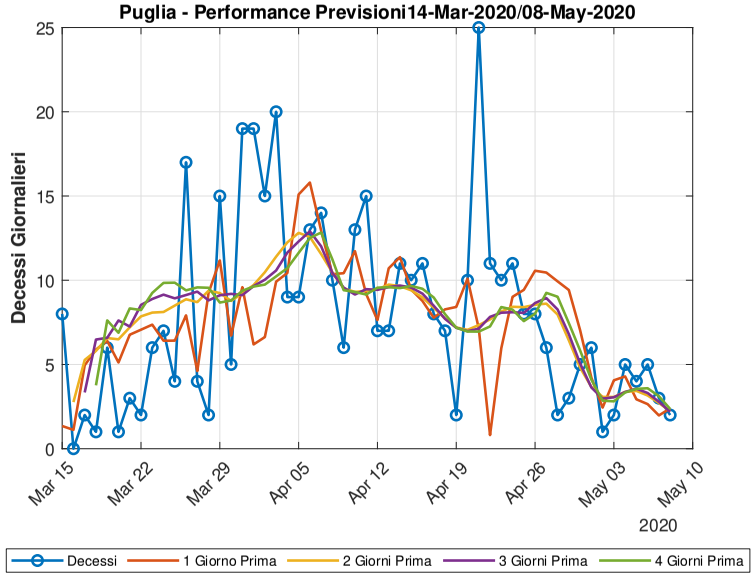
Puglia - Performance Previsioni14-Mar-2020/08-May-2020
Decessi Giornalieri
25
20
15
10
5
0
Mar 15
Mar 22
Mar 29
Apr 05
Apr 12
Apr 19
Apr 26
May 03
May 10
2020
Decessi
1 Giorno Prima
2 Giorni Prima
3 Giorni Prima
4 Giorni Prima

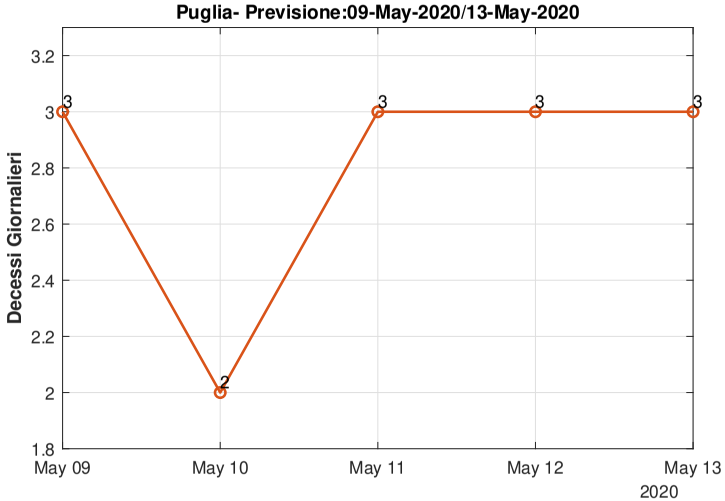
Puglia- Previsione:09-May-2020/13-May-2020
Decessi Giornalieri
3.2
3
2.8
2.6
2.4
2.2
2
1.8
3
2
3
3
3
May 09
May 10
May 11
May 12
May 13
2020

1.12 Abruzzo

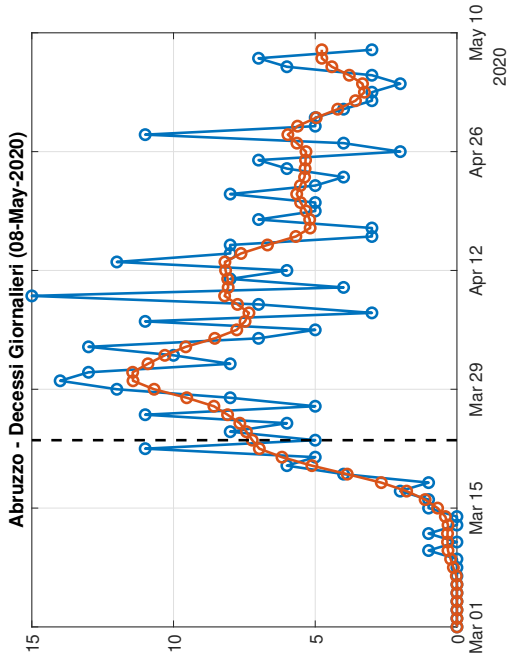
Abruzzo - Decessi Giornalieri (08-May-2020)
15
10
5
0
Mar 01
Mar 15
Mar 29
Apr 12
Apr 26
May 10
2020

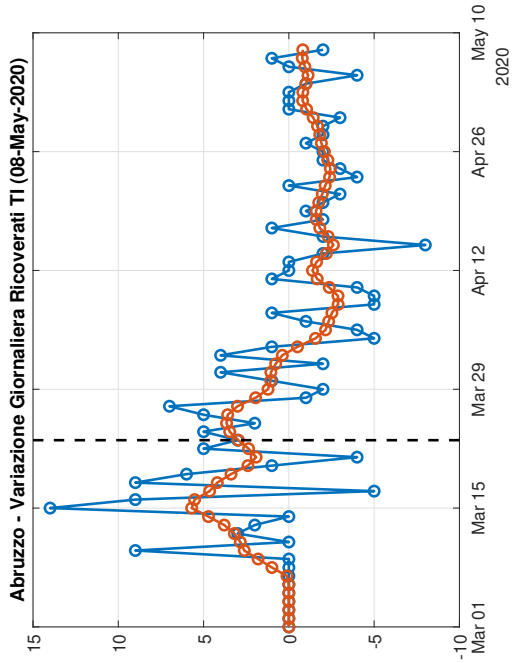
Abruzzo - Variazione Giornaliera Ricoverati TI (08-May-2020)
15
10
5
0
-5
-10
Mar 01
Mar 15
Mar 29
Apr 12
Apr 26
May 10
2020

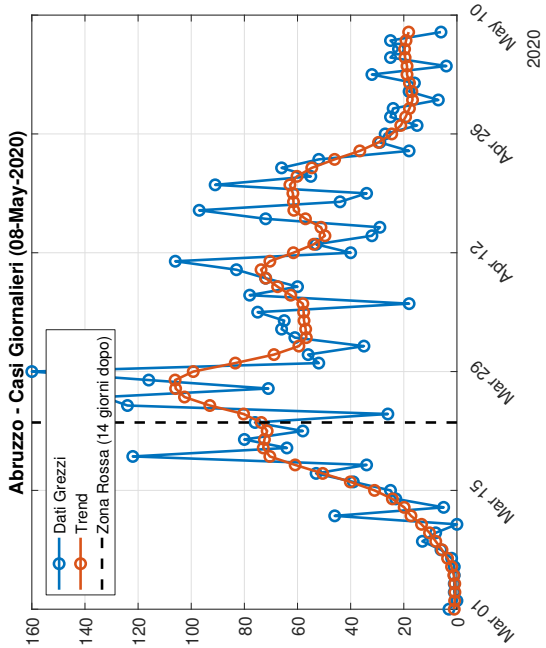
Abruzzo - Casi Giornalieri (08-May-2020)
Dati Grezzi
Trend
Zona Rossa (14 giorni dopo)
160
140
120
100
80
60
40
20
0
Mar 01
Mar 15
Mar 29
Apr 12
Apr 26
May 10
2020

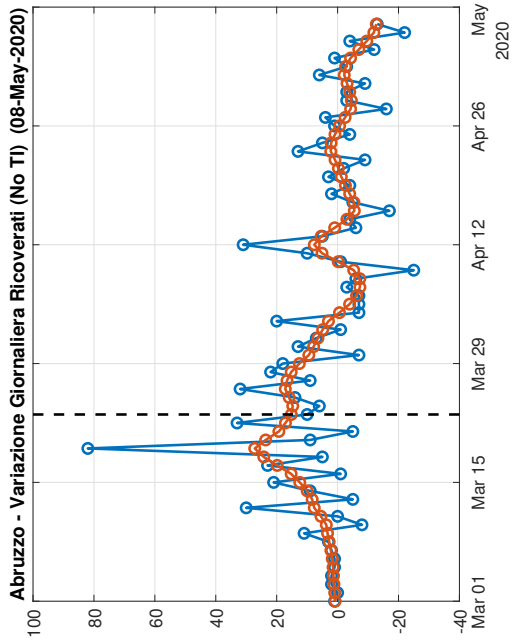
Abruzzo - Variazione Giornaliera Ricoverati (No TI) (08-May-2020)
100
80
60
40
20
0
-20
-40
Mar 01
Mar 15
Mar 29
Apr 12
Apr 26
May 10
2020

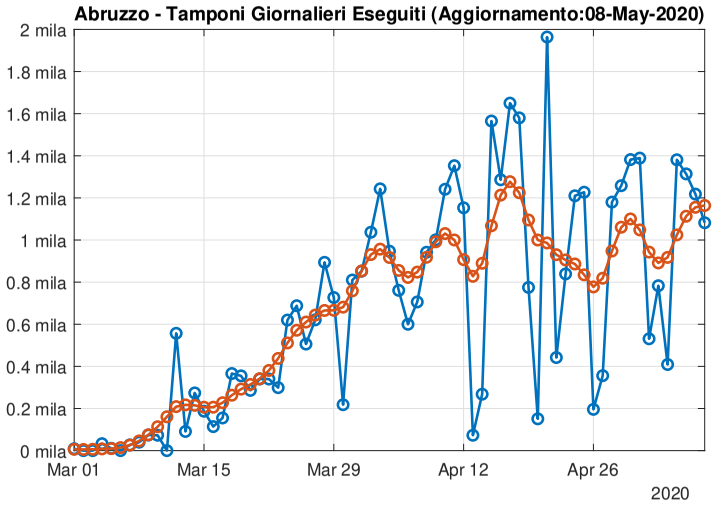
Abruzzo - Tamponi Giornalieri Eseguiti (Aggiornamento:08-May-2020)
2 mila
1.8 mila
1.6 mila
1.4 mila
1.2 mila
1 mila
0.8 mila
0.6 mila
0.4 mila
0.2 mila
0 mila
Mar 01
Mar 15
Mar 29
Apr 12
Apr 26
2020

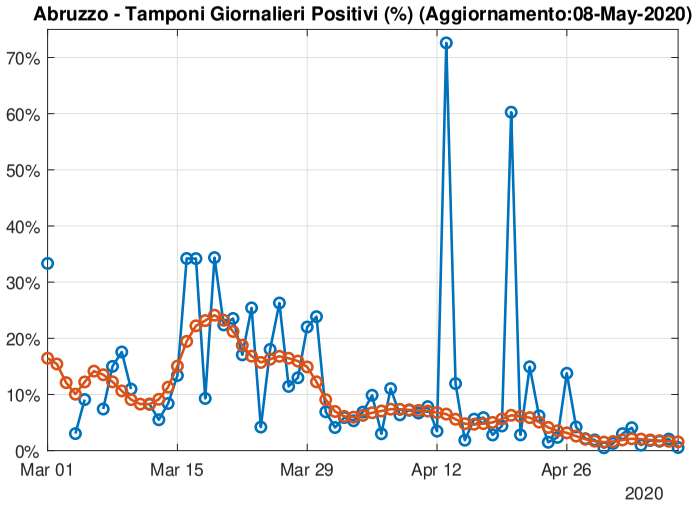
Abruzzo - Tamponi Giornalieri Positivi (%) (Aggiornamento:08-May-2020)
70%
60%
50%
40%
30%
20%
10%
0%
Mar 01
Mar 15
Mar 29
Apr 12
Apr 26
2020

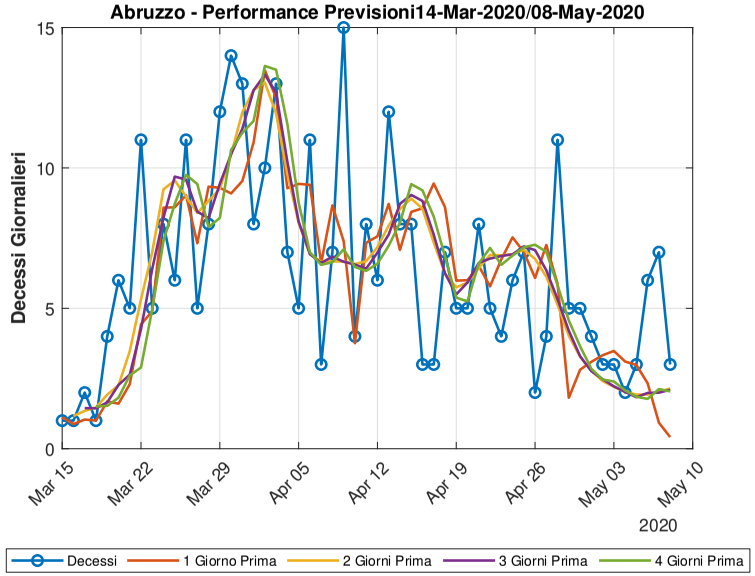
Abruzzo - Performance Previsioni14-Mar-2020/08-May-2020
Decessi Giornalieri
15
10
5
0
Mar 15
Mar 22
Mar 29
Apr 05
Apr 12
Apr 19
Apr 26
May 03
May 10
2020
Decessi
1 Giorno Prima
2 Giorni Prima
3 Giorni Prima
4 Giorni Prima

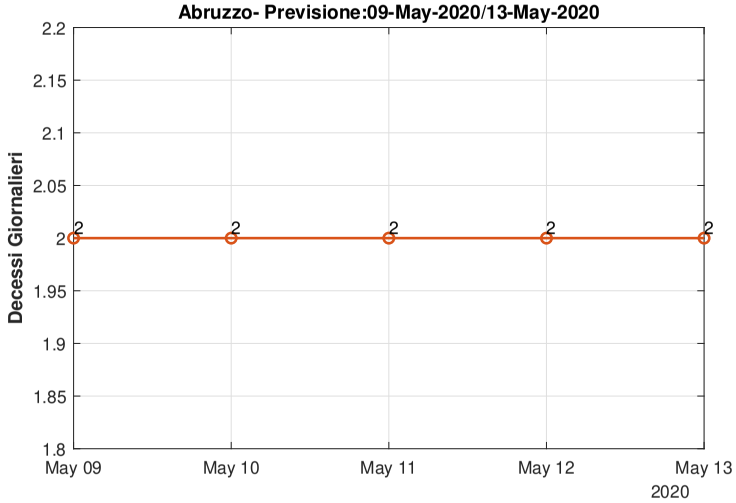
Abruzzo- Previsione:09-May-2020/13-May-2020
Decessi Giornalieri
2.2
2.15
2.1
2.05
2
1.95
1.9
1.85
1.8
2
2
2
2
2
May 09
May 10
May 11
May 12
May 13
2020

1.13 Sicilia

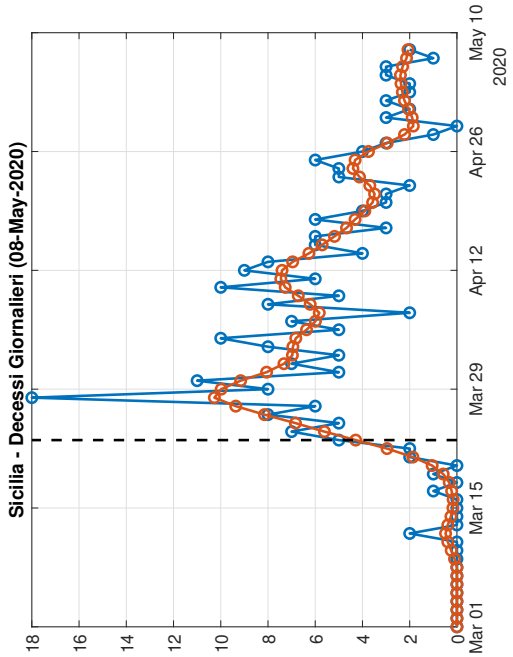
Sicilia - Decessi Giornalieri (08-May-2020)
Mar 01
Mar 15
Mar 29
Apr 12
Apr 26
May 10
2020

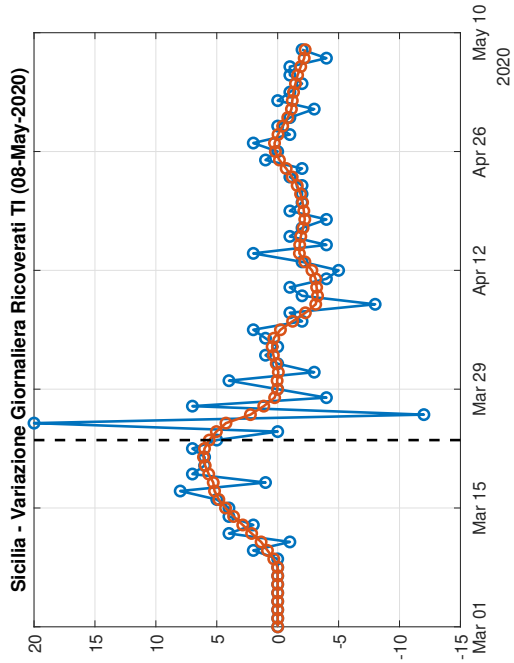
Sicilia - Variazione Giornaliera Ricoverati TI (08-May-2020)
Mar 01
Mar 15
Mar 29
Apr 12
Apr 26
May 10
2020

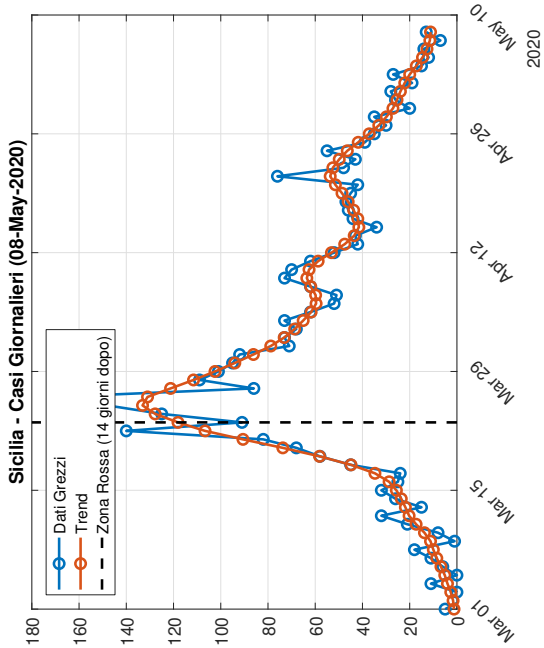
Sicilia - Casi Giornalieri (08-May-2020)
Dati Grezzi
Trend
Zona Rossa (14 giorni dopo)
Mar 01
Mar 15
Mar 29
Apr 12
Apr 26
May 10
2020

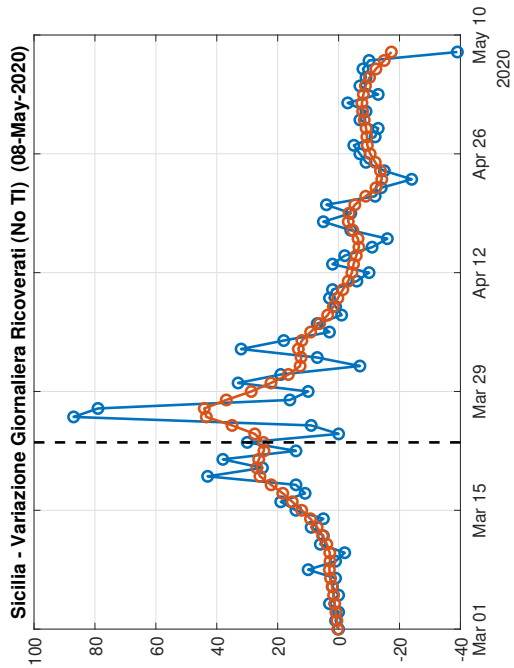
Sicilia - Variazione Giornaliera Ricoverati (No TI) (08-May-2020)
Mar 01
Mar 15
Mar 29
Apr 12
Apr 26
May 10
2020

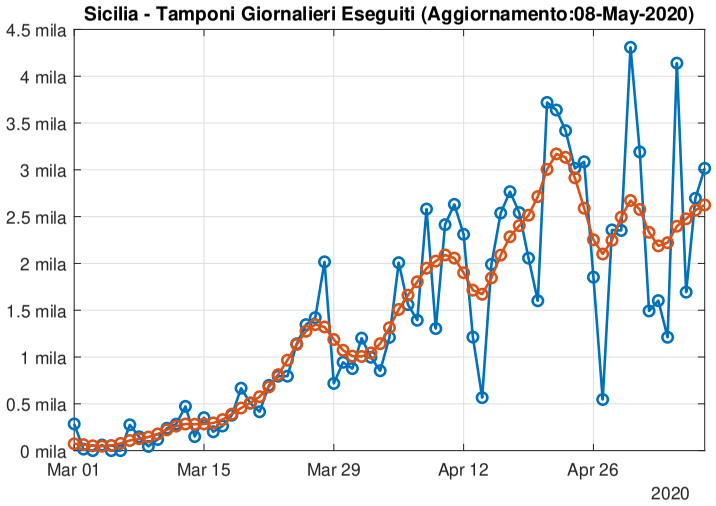
Sicilia - Tamponi Giornalieri Eseguiti (Aggiornamento:08-May-2020)
4.5 mila
4 mila
3.5 mila
3 mila
2.5 mila
2 mila
1.5 mila
1 mila
0.5 mila
0 mila
Mar 01
Mar 15
Mar 29
Apr 12
Apr 26
2020

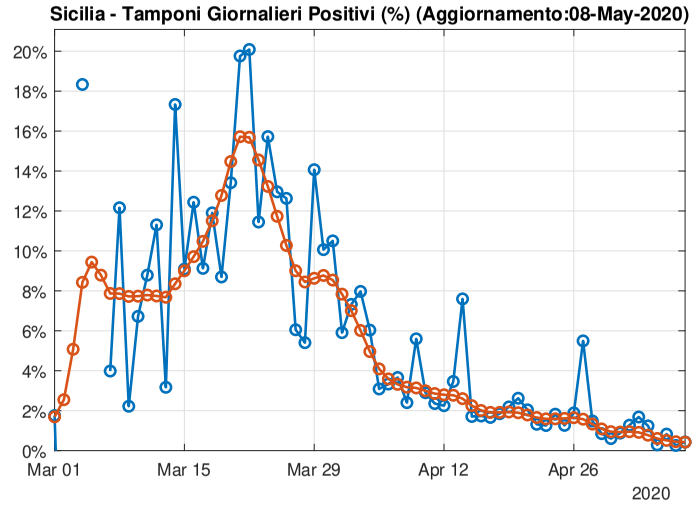
Sicilia - Tamponi Giornalieri Positivi (%) (Aggiornamento:08-May-2020)
20%
18%
16%
14%
12%
10%
8%
6%
4%
2%
0%
Mar 01
Mar 15
Mar 29
Apr 12
Apr 26
2020

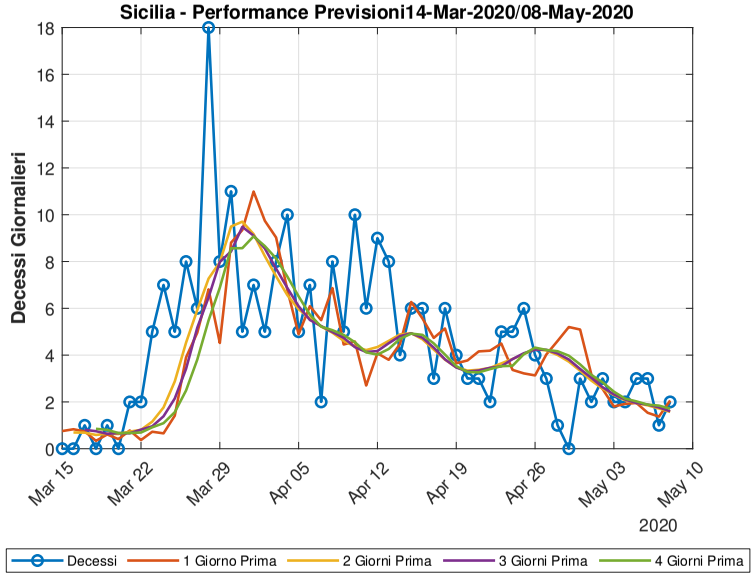
Sicilia - Performance Previsioni14-Mar-2020/08-May-2020
Decessi Giornalieri
18
16
14
12
10
8
6
4
2
0
Mar 15
Mar 22
Mar 29
Apr 05
Apr 12
Apr 19
Apr 26
May 03
May 10
2020
Decessi
1 Giorno Prima
2 Giorni Prima
3 Giorni Prima
4 Giorni Prima

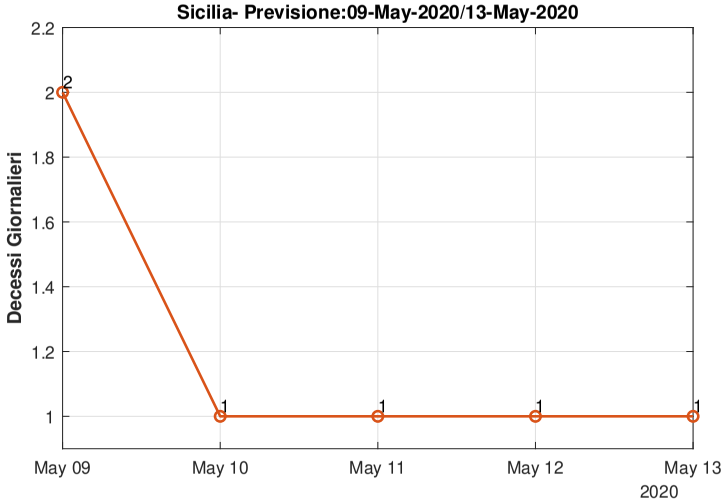
Sicilia- Previsione:09-May-2020/13-May-2020
Decessi Giornalieri
2.2
2
1.8
1.6
1.4
1.2
1
2
1
1
1
1
May 09
May 10
May 11
May 12
May 13
2020

1.14 Valle d'Aosta

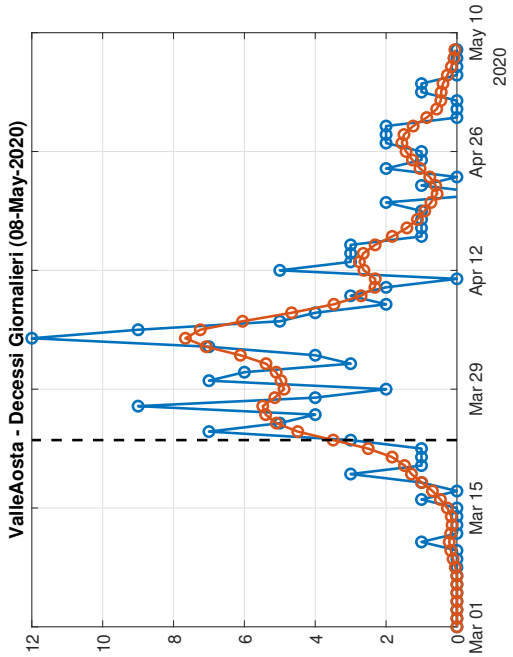

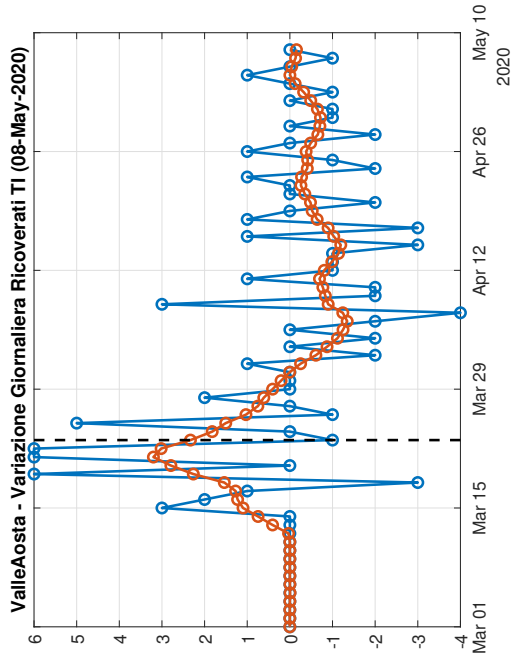

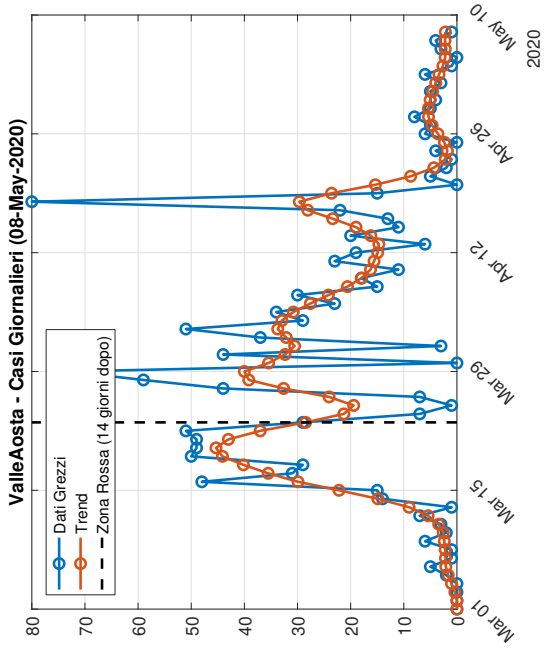

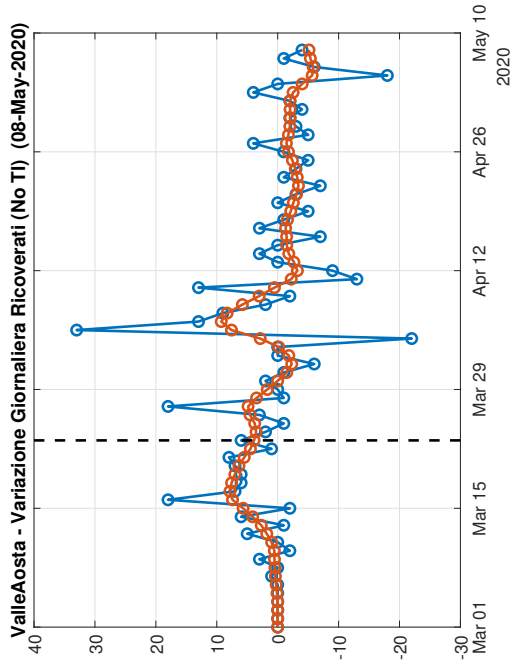

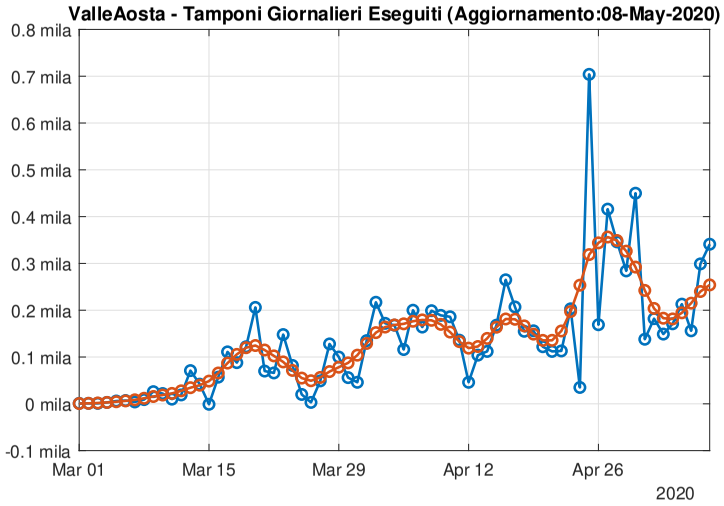
ValleAosta - Tamponi Giornalieri Eseguiti (Aggiornamento:08-May-2020)
0.8 mila
0.7 mila
0.6 mila
0.5 mila
0.4 mila
0.3 mila
0.2 mila
0.1 mila
0 mila
-0.1 mila
Mar 01
Mar 15
Mar 29
Apr 12
Apr 26
2020

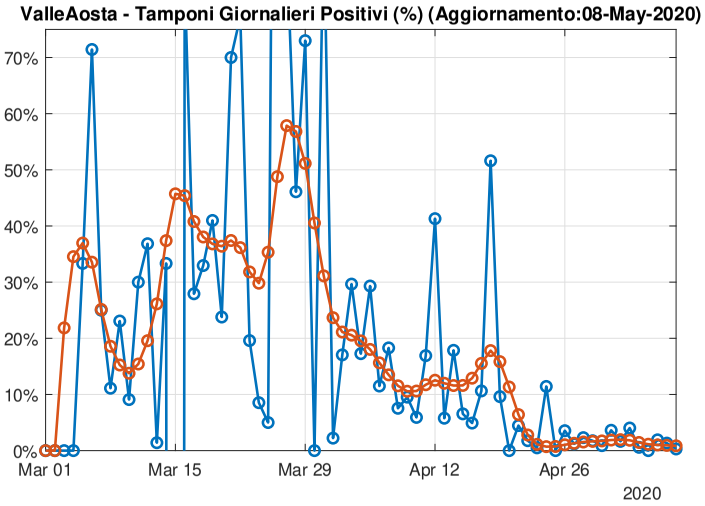
ValleAosta - Tamponi Giornalieri Positivi (%) (Aggiornamento:08-May-2020)
70%
60%
50%
40%
30%
20%
10%
0%
Mar 01
Mar 15
Mar 29
Apr 12
Apr 26
2020

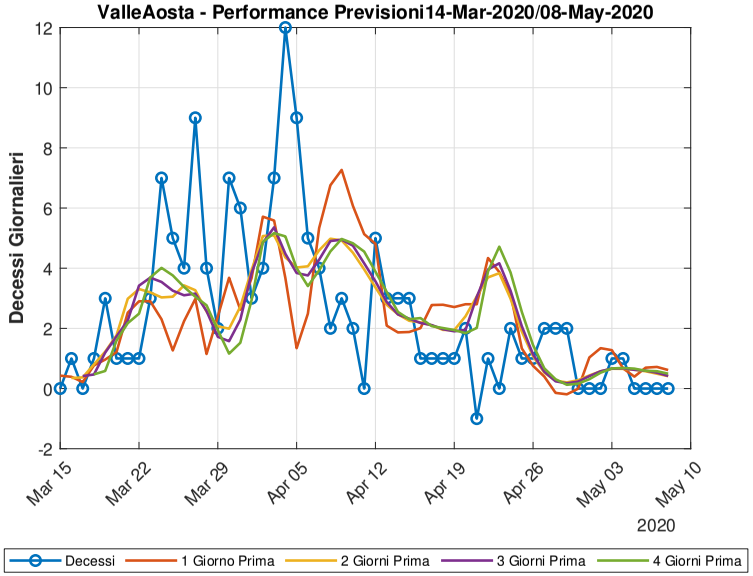
ValleAosta - Performance Previsioni14-Mar-2020/08-May-2020
Decessi Giornalieri
12
10
8
6
4
2
0
-2
Mar 15
Mar 22
Mar 29
Apr 05
Apr 12
Apr 19
Apr 26
May 03
May 10
2020
Decessi
1 Giorno Prima
2 Giorni Prima
3 Giorni Prima
4 Giorni Prima

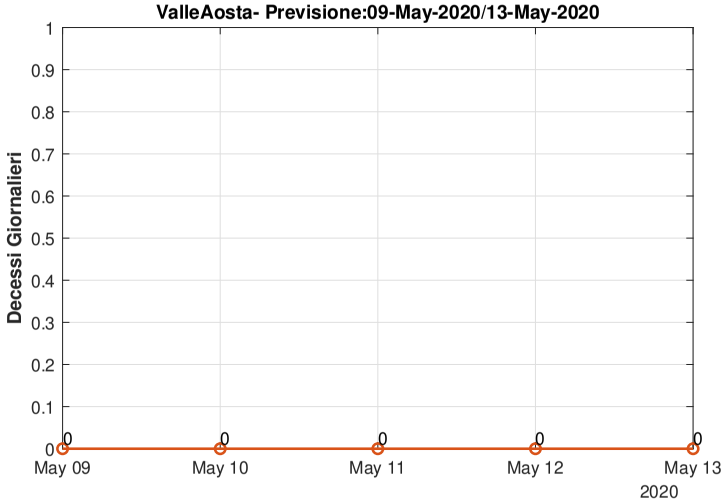
ValleAosta- Previsione:09-May-2020/13-May-2020
Decessi Giornalieri
1
0.9
0.8
0.7
0.6
0.5
0.4
0.3
0.2
0.1
0
May 09
May 10
May 11
May 12
May 13
2020

1.15 Umbria

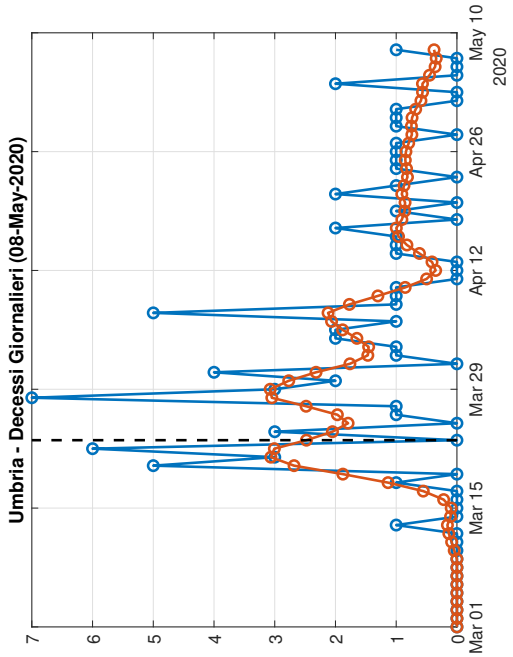
Umbria - Decessi Giornalieri (08-May-2020)
Mar 01
Mar 15
Mar 29
Apr 12
Apr 26
May 10
2020

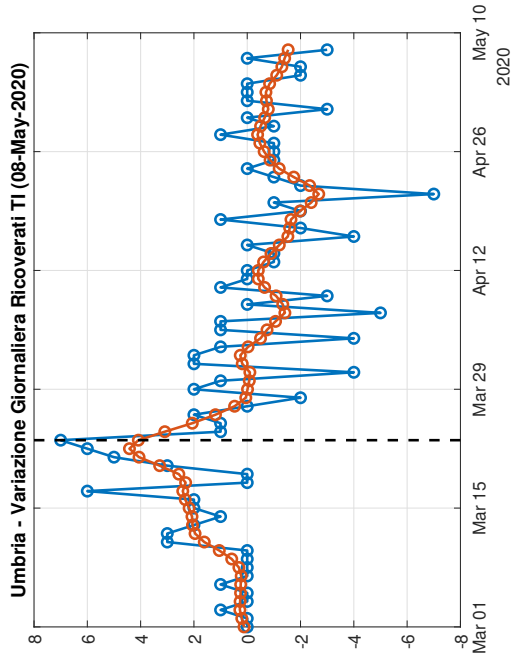
Umbria - Variazione Giornaliera Ricoverati TI (08-May-2020)
Mar 01
Mar 15
Mar 29
Apr 12
Apr 26
May 10
2020

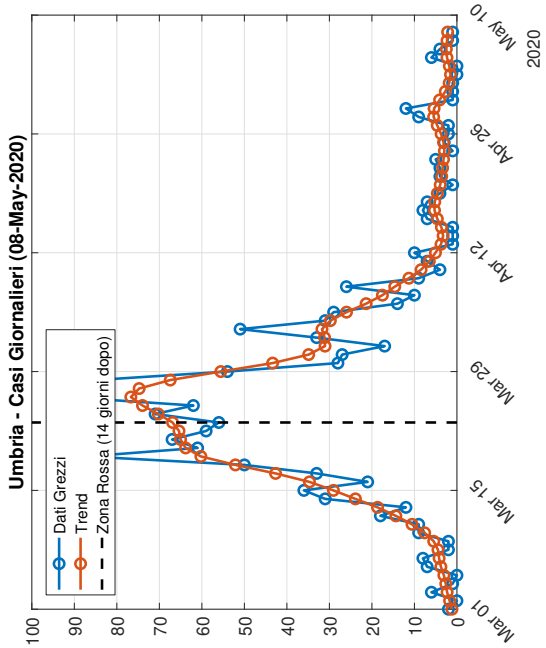
Umbria - Casi Giornalieri (08-May-2020)
Dati Grezzi
Trend
Zona Rossa (14 giorni dopo)
Mar 01
Mar 15
Mar 29
Apr 12
Apr 26
May 10
2020

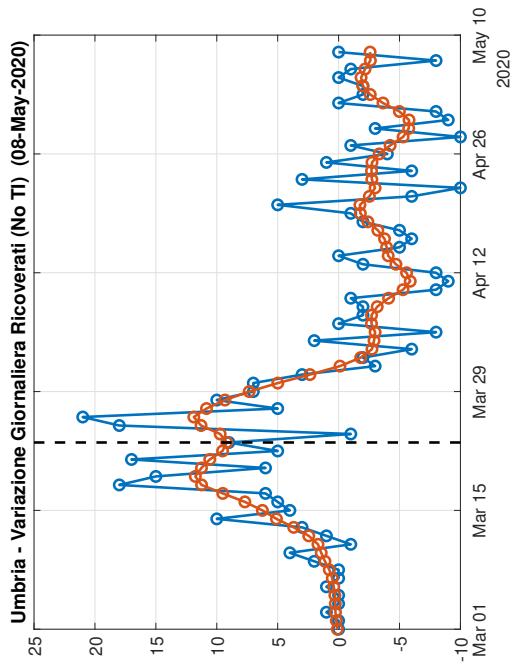
Umbria - Variazione Giornaliera Ricoverati (No TI) (08-May-2020)
Mar 01
Mar 15
Mar 29
Apr 12
Apr 26
May 10
2020

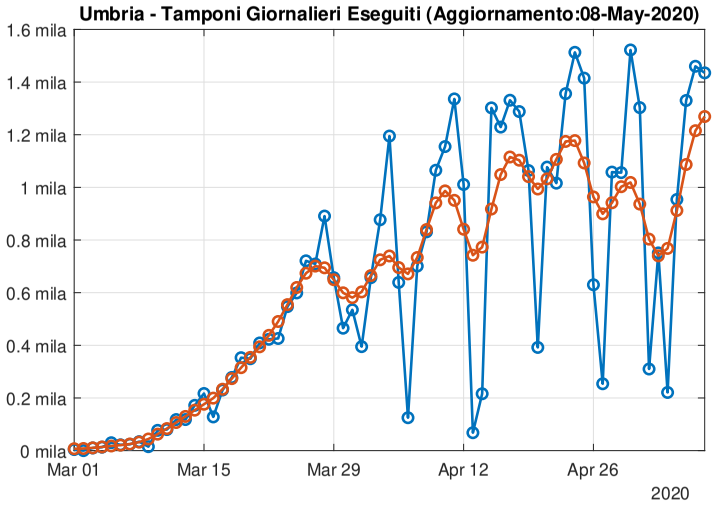
Umbria - Tamponi Giornalieri Eseguiti (Aggiornamento:08-May-2020)
1.6 mila
1.4 mila
1.2 mila
1 mila
0.8 mila
0.6 mila
0.4 mila
0.2 mila
0 mila
Mar 01
Mar 15
Mar 29
Apr 12
Apr 26
2020

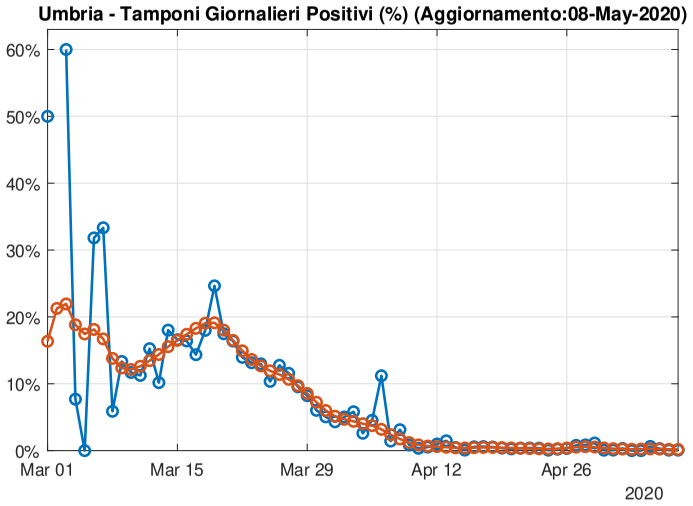
Umbria - Tamponi Giornalieri Positivi (%) (Aggiornamento:08-May-2020)
60%
50%
40%
30%
20%
10%
0%
Mar 01
Mar 15
Mar 29
Apr 12
Apr 26
2020

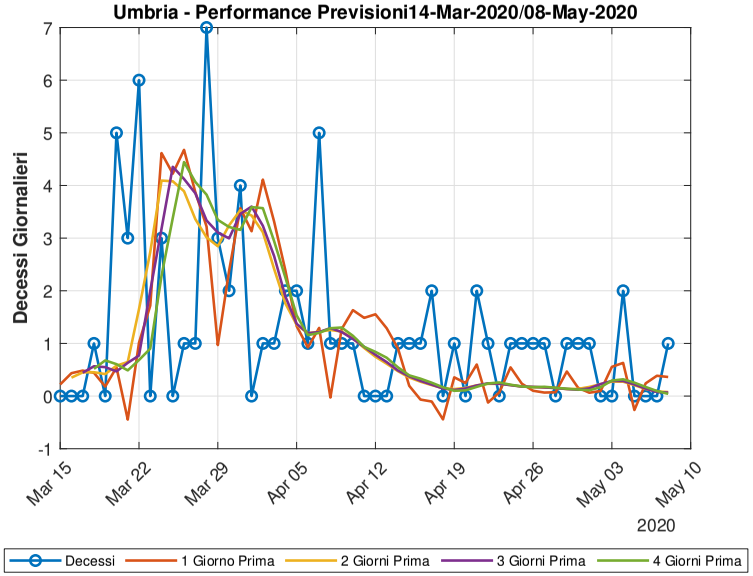
Umbria - Performance Previsioni14-Mar-2020/08-May-2020
Decessi Giornalieri
7
6
5
4
3
2
1
0
-1
Mar 15
Mar 22
Mar 29
Apr 05
Apr 12
Apr 19
Apr 26
May 03
May 10
2020
Decessi
1 Giorno Prima
2 Giorni Prima
3 Giorni Prima
4 Giorni Prima

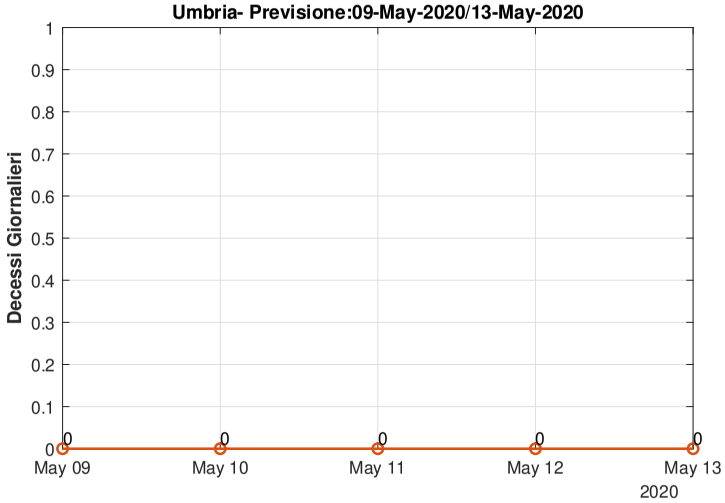
Umbria- Previsione:09-May-2020/13-May-2020
Decessi Giornalieri
1
0.9
0.8
0.7
0.6
0.5
0.4
0.3
0.2
0.1
0
May 09
May 10
May 11
May 12
May 13
2020

1.16 Sardegna

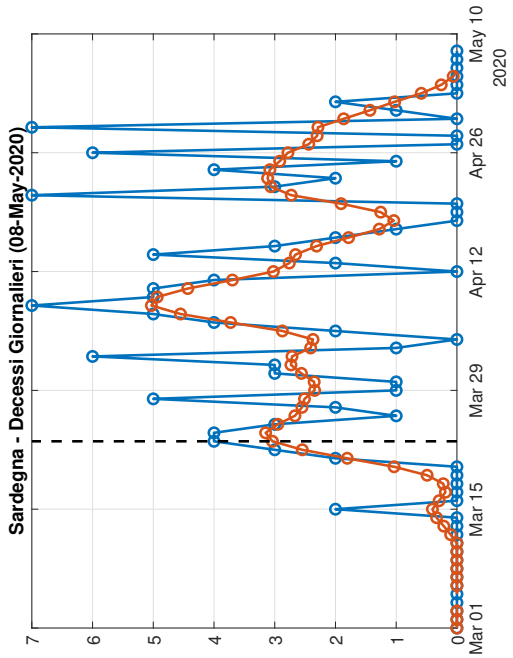

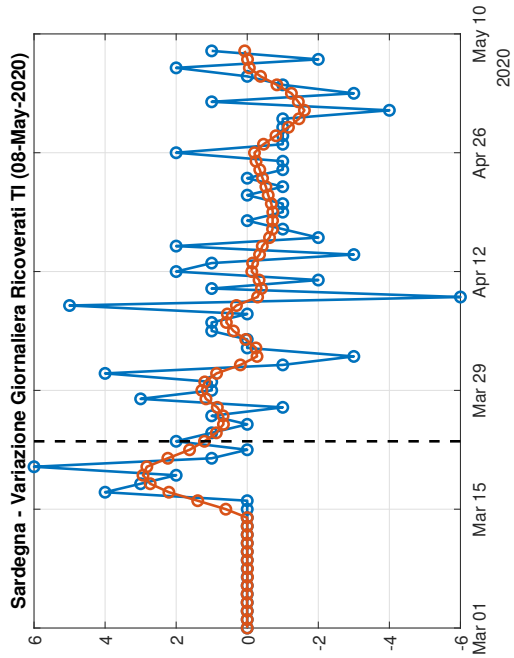

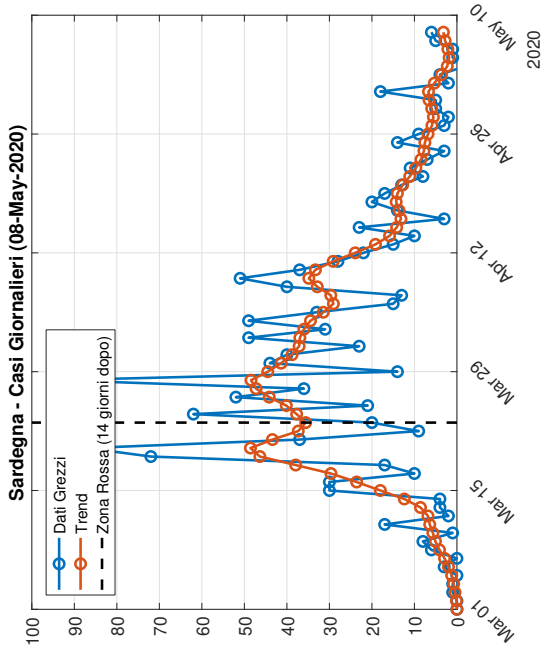

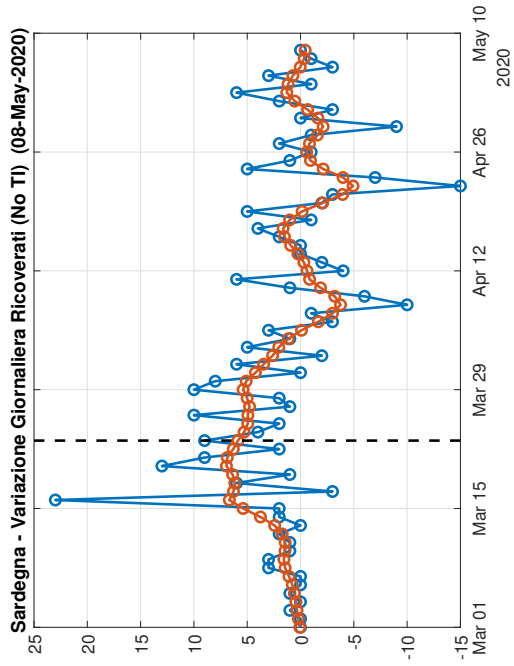

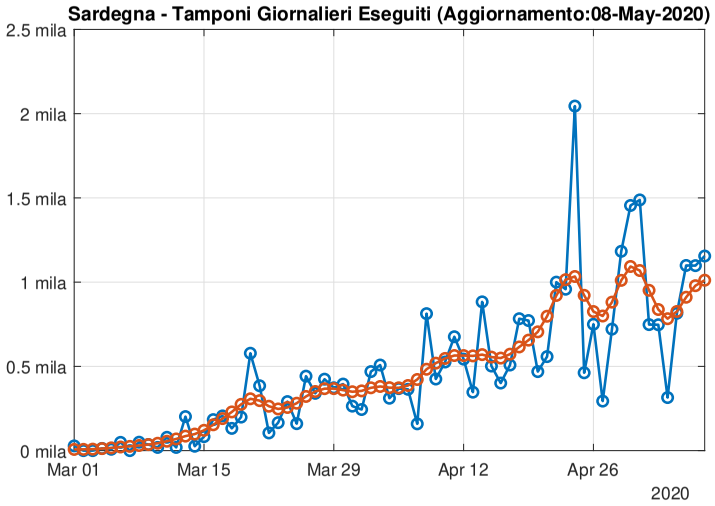
Sardegna - Tamponi Giornalieri Eseguiti (Aggiornamento:08-May-2020)
2.5 mila
2 mila
1.5 mila
1 mila
0.5 mila
0 mila
Mar 01
Mar 15
Mar 29
Apr 12
Apr 26
2020

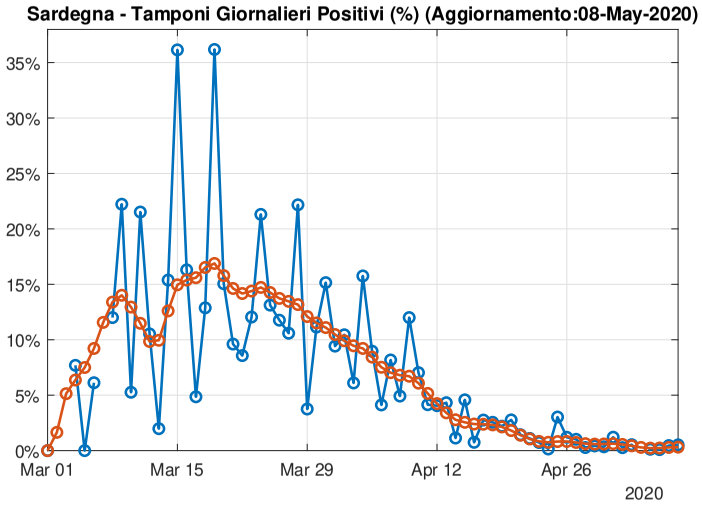
Sardegna - Tamponi Giornalieri Positivi (%) (Aggiornamento:08-May-2020)
35%
30%
25%
20%
15%
10%
5%
0%
Mar 01
Mar 15
Mar 29
Apr 12
Apr 26
2020

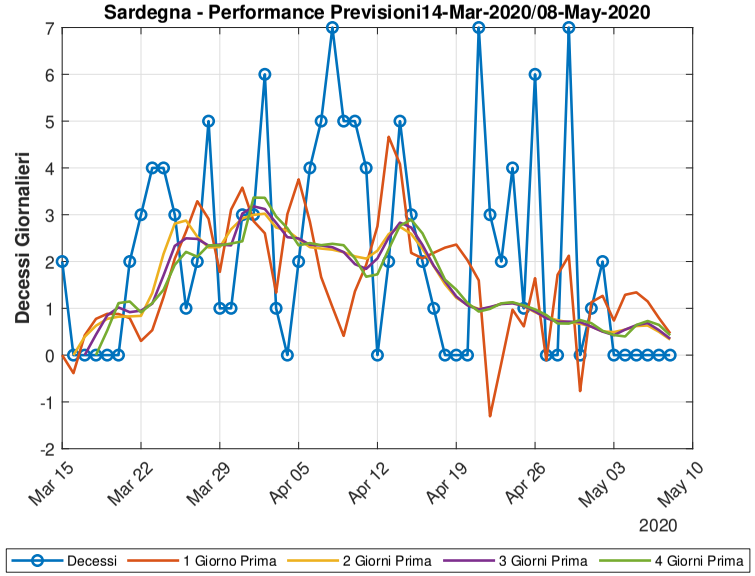
Sardegna - Performance Previsioni14-Mar-2020/08-May-2020
Decessi Giornalieri
7
6
5
4
3
2
1
0
-1
-2
Mar 15
Mar 22
Mar 29
Apr 05
Apr 12
Apr 19
Apr 26
May 03
May 10
2020
Decessi
1 Giorno Prima
2 Giorni Prima
3 Giorni Prima
4 Giorni Prima

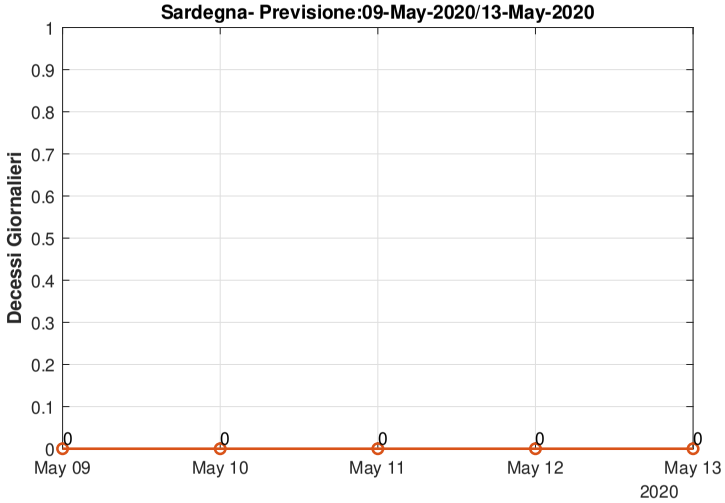
Sardegna- Previsione:09-May-2020/13-May-2020
Decessi Giornalieri
1
0.9
0.8
0.7
0.6
0.5
0.4
0.3
0.2
0.1
0
May 09
May 10
May 11
May 12
May 13
2020

1.17 Calabria

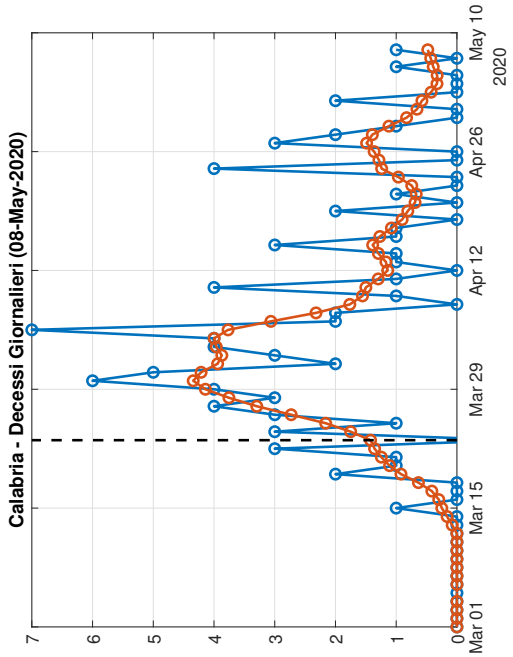

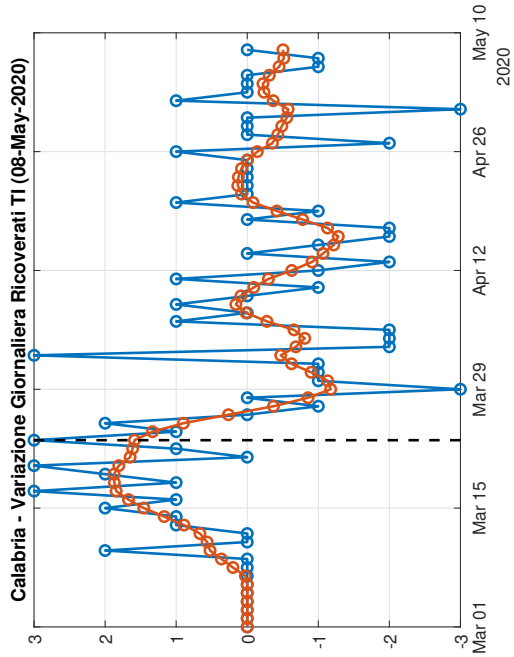

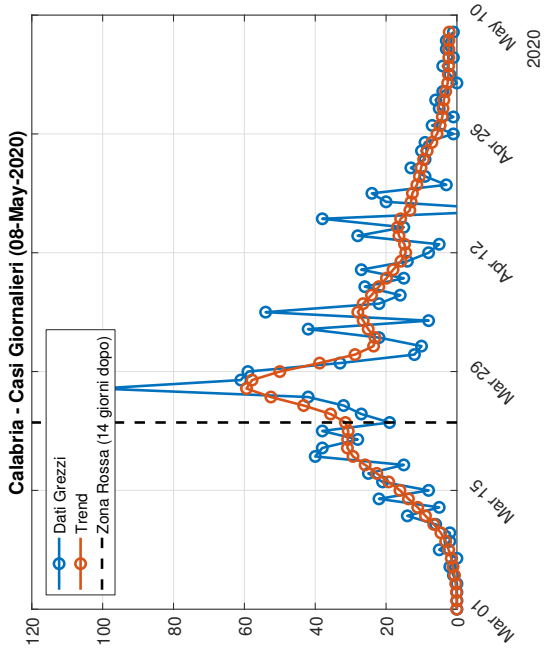

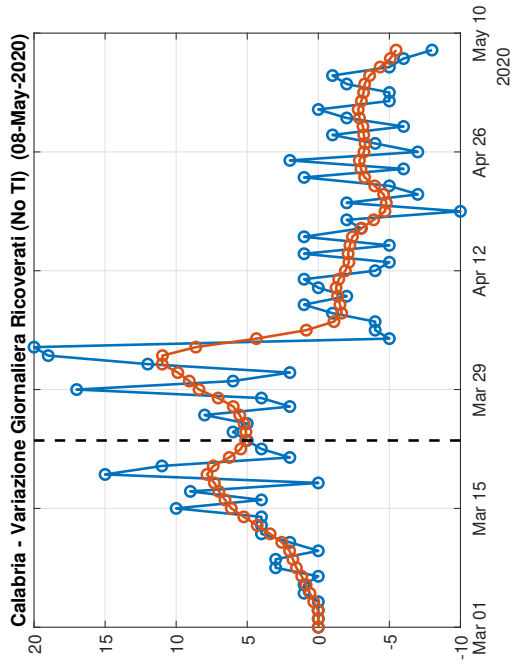

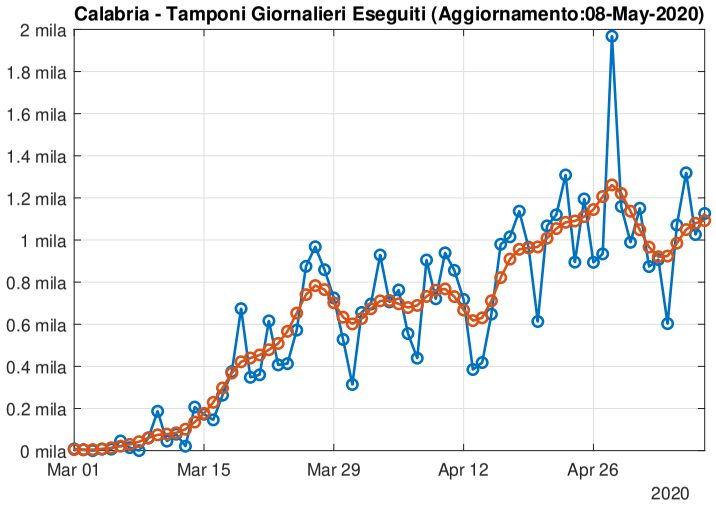
Calabria - Tamponi Giornalieri Eseguiti (Aggiornamento:08-May-2020)
2 mila
1.8 mila
1.6 mila
1.4 mila
1.2 mila
1 mila
0.8 mila
0.6 mila
0.4 mila
0.2 mila
0 mila
Mar 01
Mar 15
Mar 29
Apr 12
Apr 26
2020

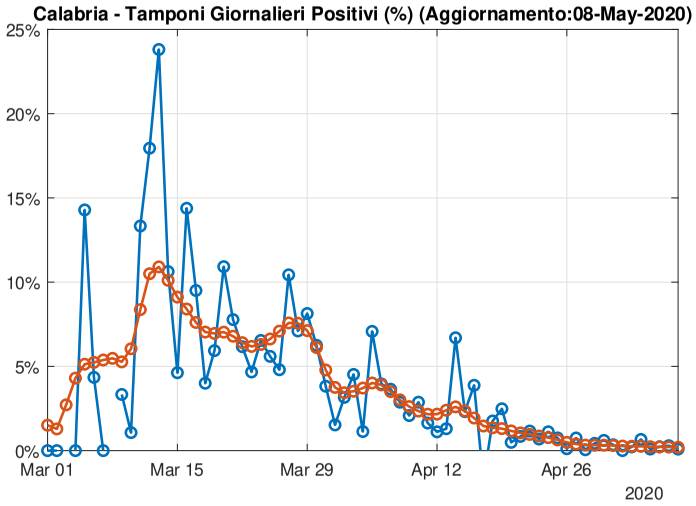
Calabria - Tamponi Giornalieri Positivi (%) (Aggiornamento:08-May-2020)
25%
20%
15%
10%
5%
0%
Mar 01
Mar 15
Mar 29
Apr 12
Apr 26
2020

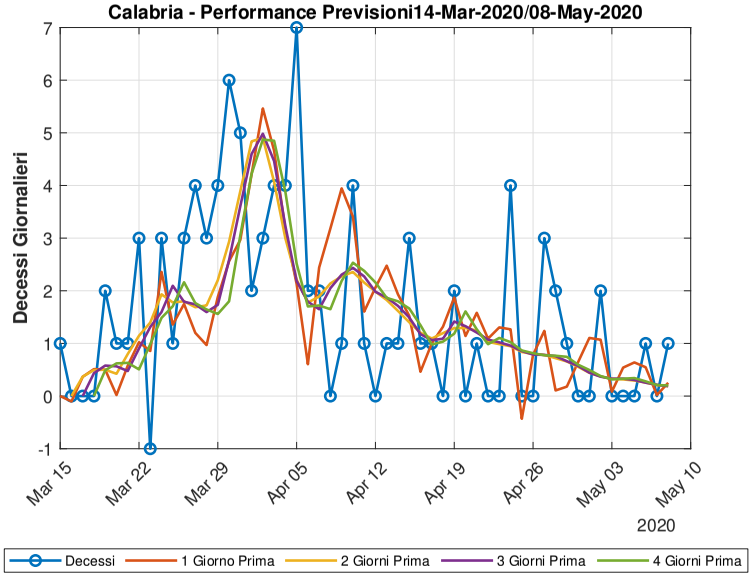
Calabria - Performance Previsioni14-Mar-2020/08-May-2020
Decessi Giornalieri
7
6
5
4
3
2
1
0
-1
Mar 15
Mar 22
Mar 29
Apr 05
Apr 12
Apr 19
Apr 26
May 03
May 10
2020
Decessi
1 Giorno Prima
2 Giorni Prima
3 Giorni Prima
4 Giorni Prima

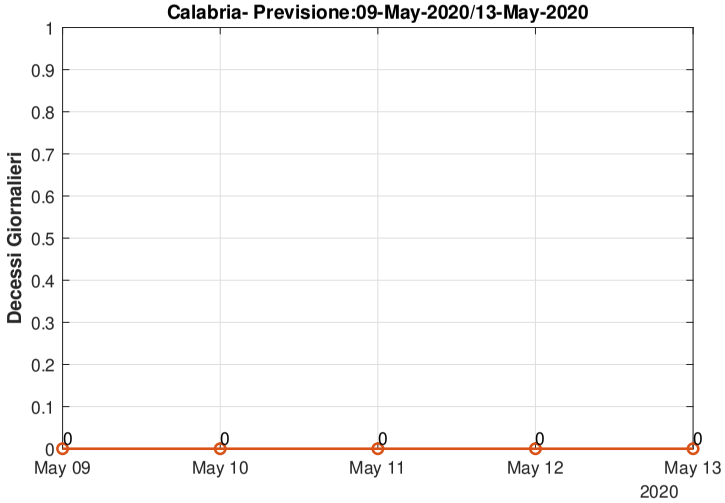
Calabria- Previsione:09-May-2020/13-May-2020
Decessi Giornalieri
1
0.9
0.8
0.7
0.6
0.5
0.4
0.3
0.2
0.1
0
May 09
May 10
May 11
May 12
May 13
2020

1.18 Molise

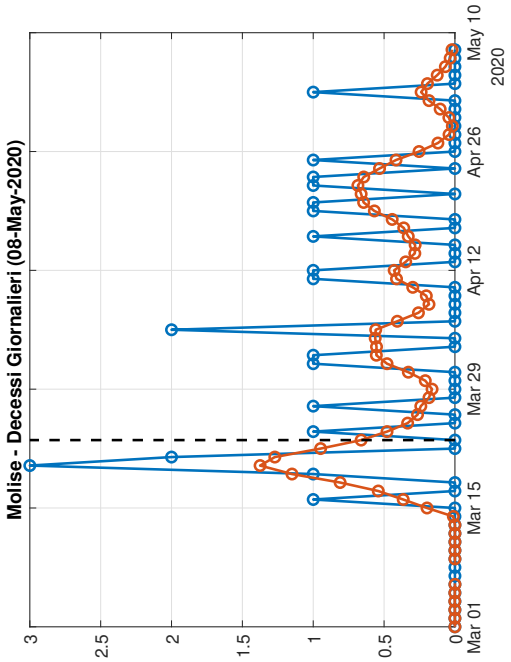
Molise - Decessi Giornalieri (08-May-2020)
Mar 01
Mar 15
Mar 29
Apr 12
Apr 26
May 10
2020

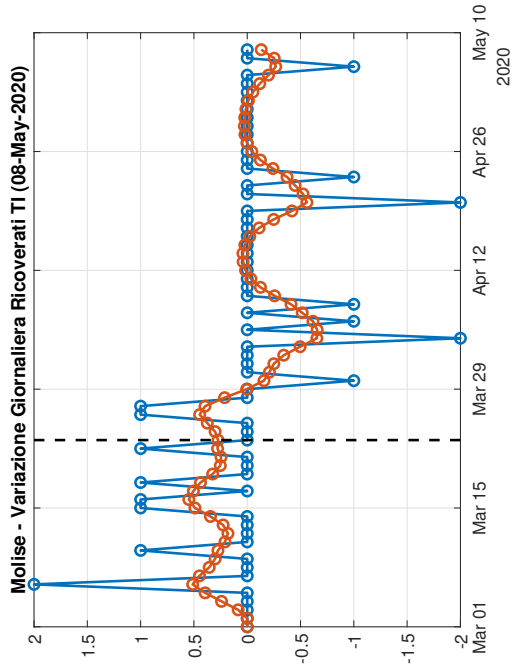
Molise - Variazione Giornaliera Ricoverati TI (08-May-2020)
Mar 01
Mar 15
Mar 29
Apr 12
Apr 26
May 10
2020

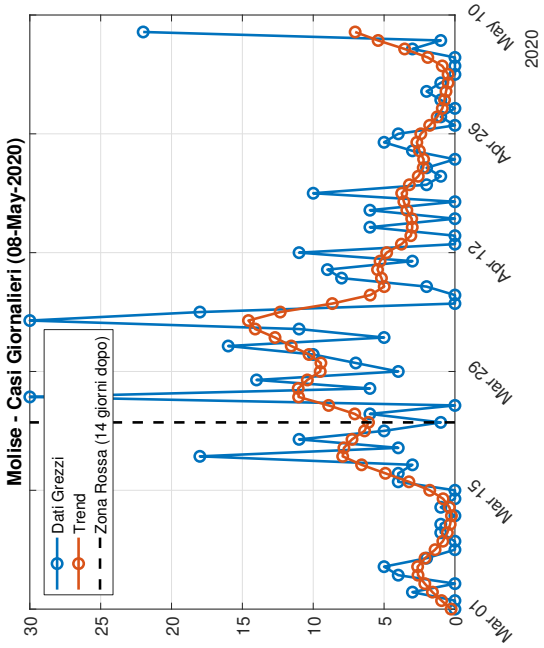
Molise - Casi Giornalieri (08-May-2020)
Dati Grezzi
Trend
Zona Rossa (14 giorni dopo)
Mar 01
Mar 15
Mar 29
Apr 12
Apr 26
May 10
2020

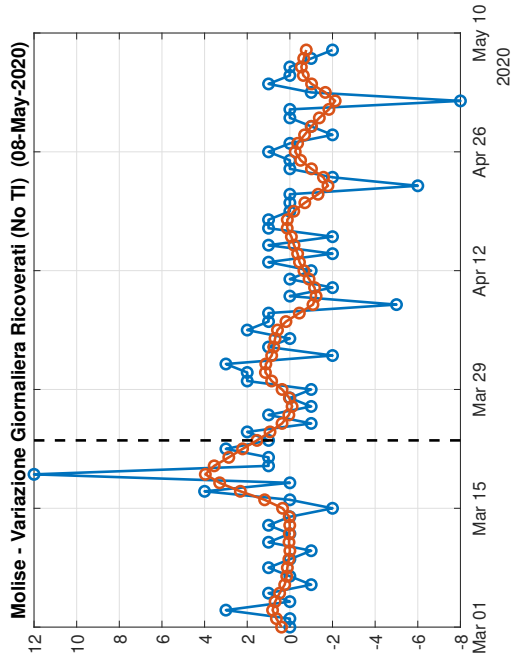
Molise - Variazione Giornaliera Ricoverati (No TI) (08-May-2020)
Mar 01
Mar 15
Mar 29
Apr 12
Apr 26
May 10
2020

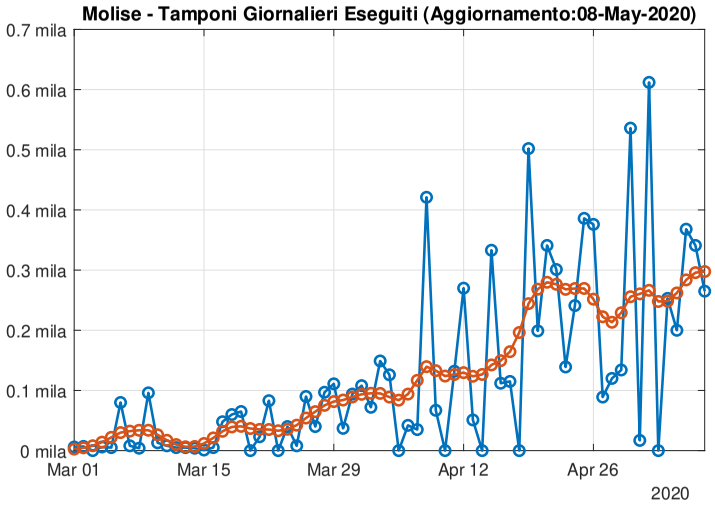
Molise - Tamponi Giornalieri Eseguiti (Aggiornamento:08-May-2020)
0.7 mila
0.6 mila
0.5 mila
0.4 mila
0.3 mila
0.2 mila
0.1 mila
0 mila
Mar 01
Mar 15
Mar 29
Apr 12
Apr 26
2020

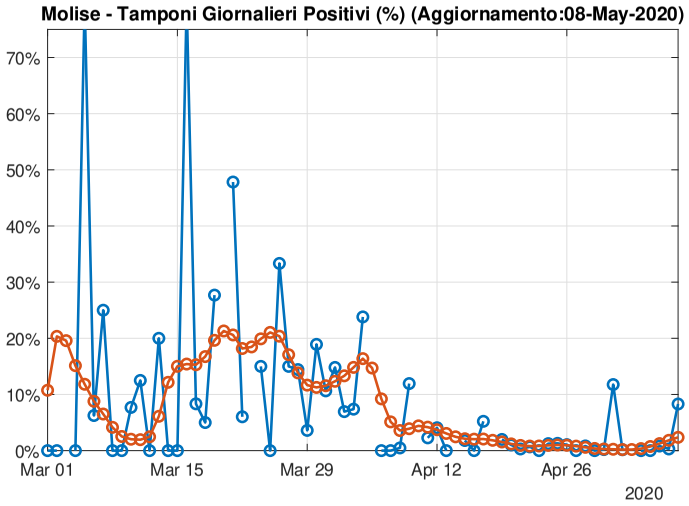
Molise - Tamponi Giornalieri Positivi (%) (Aggiornamento:08-May-2020)
70%
60%
50%
40%
30%
20%
10%
0%
Mar 01
Mar 15
Mar 29
Apr 12
Apr 26
2020

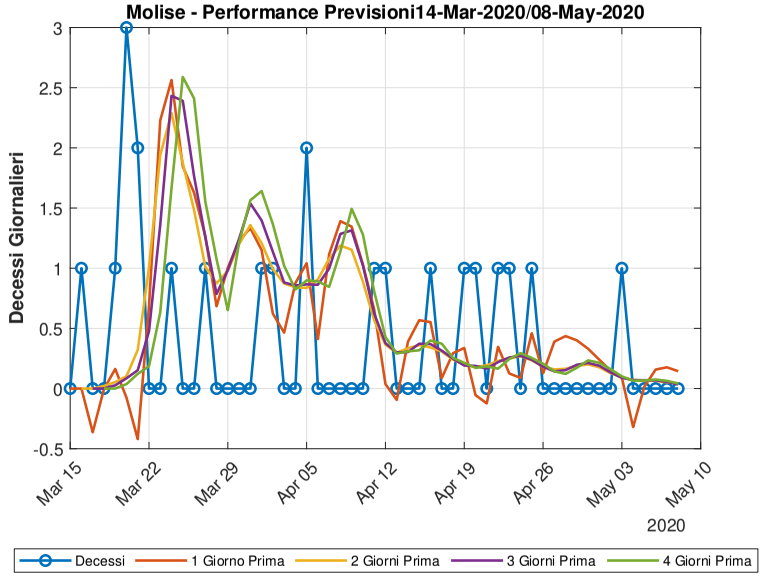
Molise - Performance Previsioni14-Mar-2020/08-May-2020
Decessi Giornalieri
3
2.5
2
1.5
1
0.5
0
-0.5
Mar 15
Mar 22
Mar 29
Apr 05
Apr 12
Apr 19
Apr 26
May 03
May 10
2020
Decessi
1 Giorno Prima
2 Giorni Prima
3 Giorni Prima
4 Giorni Prima

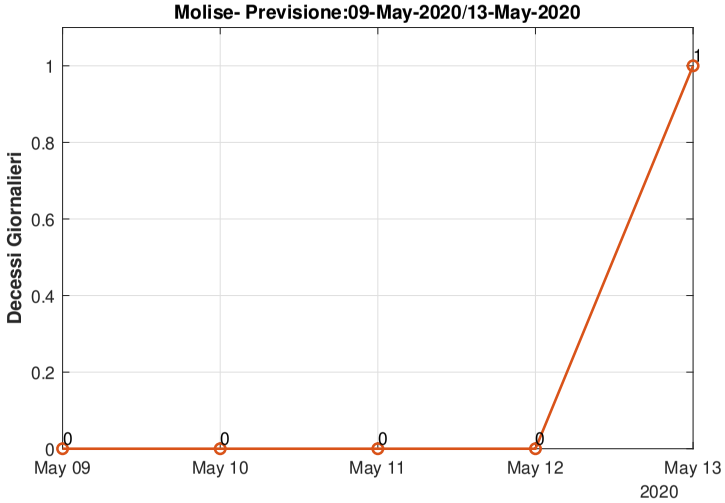
Molise- Previsione:09-May-2020/13-May-2020
Decessi Giornalieri
1
0.8
0.6
0.4
0.2
0
0
0
0
0
1
May 09
May 10
May 11
May 12
May 13
2020

1.19 Basilicata

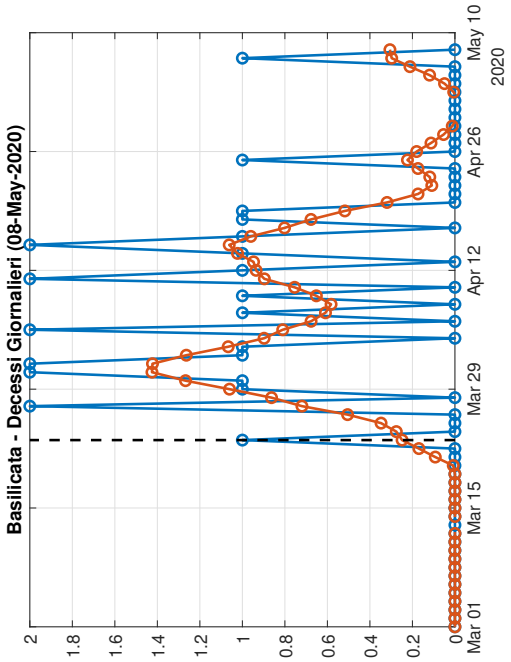

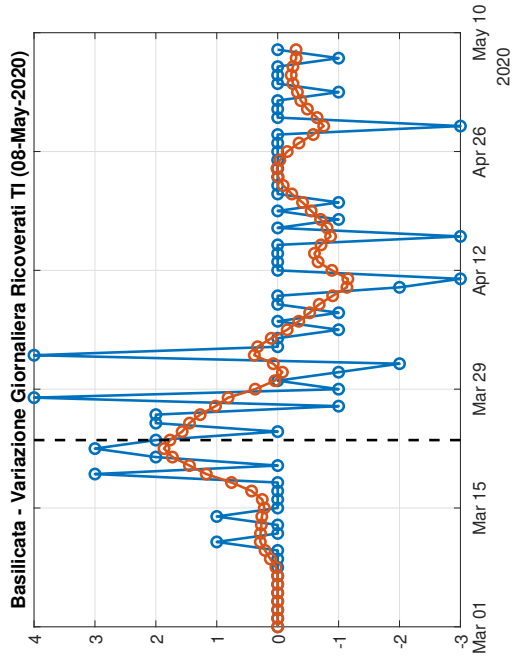

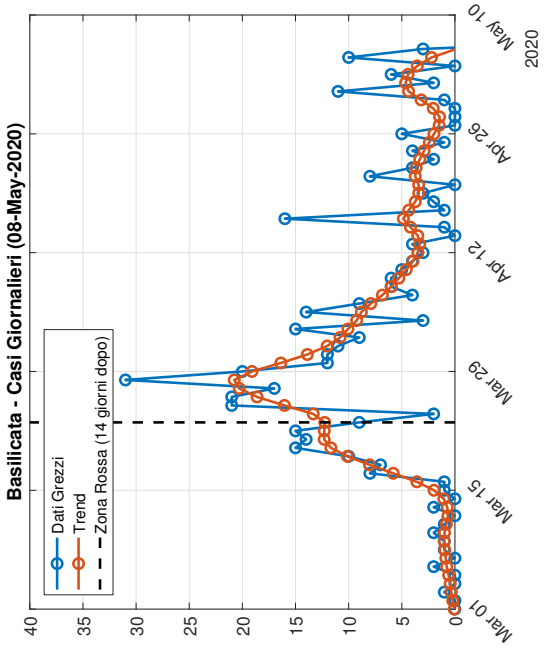

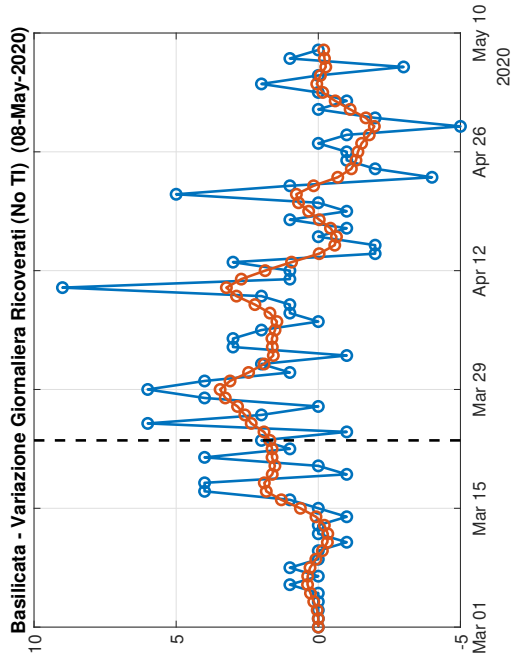

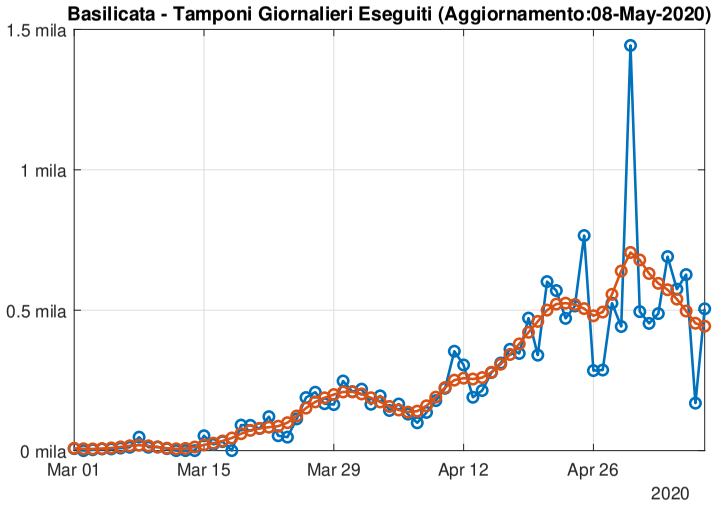
Basilicata - Tamponi Giornalieri Eseguiti (Aggiornamento:08-May-2020)
1.5 mila
1 mila
0.5 mila
0 mila
Mar 01
Mar 15
Mar 29
Apr 12
Apr 26
2020

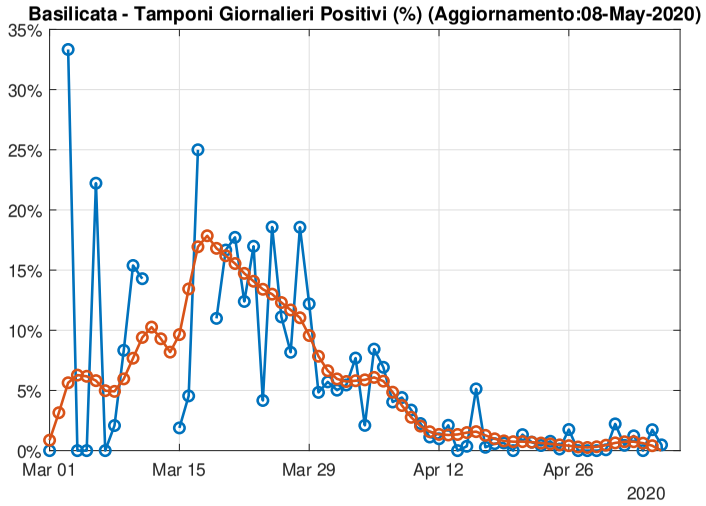
Basilicata - Tamponi Giornalieri Positivi (%) (Aggiornamento:08-May-2020)
35%
30%
25%
20%
15%
10%
5%
0%
Mar 01
Mar 15
Mar 29
Apr 12
Apr 26
2020

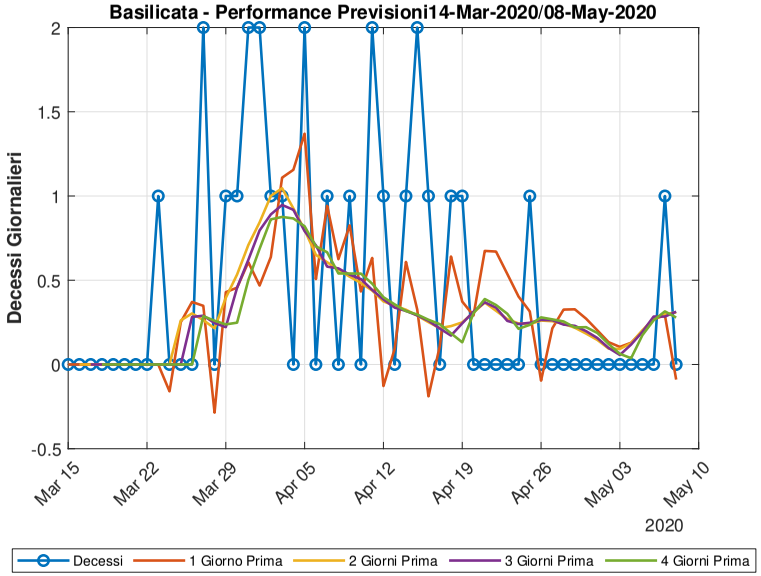
Basilicata - Performance Previsioni14-Mar-2020/08-May-2020
Decessi Giornalieri
2
1.5
1
0.5
0
-0.5
Mar 15
Mar 22
Mar 29
Apr 05
Apr 12
Apr 19
Apr 26
May 03
May 10
2020
Decessi
1 Giorno Prima
2 Giorni Prima
3 Giorni Prima
4 Giorni Prima

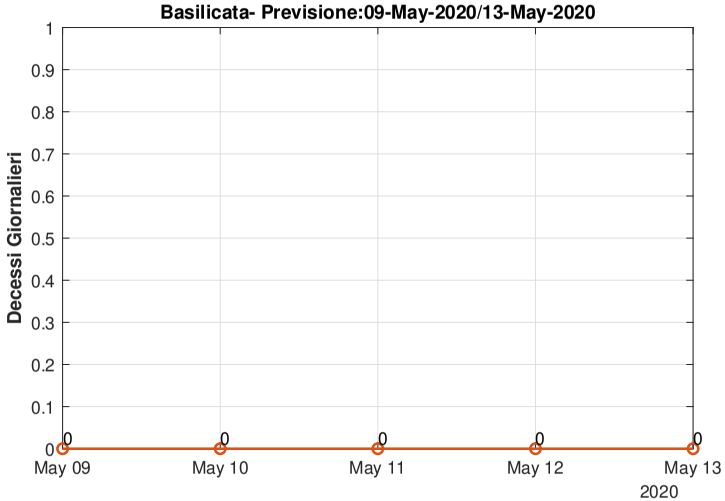
Basilicata- Previsione:09-May-2020/13-May-2020
Decessi Giornalieri
1
0.9
0.8
0.7
0.6
0.5
0.4
0.3
0.2
0.1
0
May 09
May 10
May 11
May 12
May 13
2020